

壹、人員概況

112 年底本署編制員額 14,346 人，較上(111)年底增加 866 人，主因為因應「強化海巡編裝發展方案」及「籌建海巡艦艇發展計畫」新造艦艇所需人力缺口，調增艦隊分署編制員額 642 人所致；預算員額 3,932 人，較上年底減少 22 人，主要係因海洋委員會因應核心業務人力需求，請本署統籌調配本署及所屬機關職員預算員額 15 員至該會運用所致。

112 年底現有員額計 11,677 人，較上年底減 8 人，主要受軍職人員減 60 人及警察人員增 76 人交互影響所致。若以所屬機關觀察，以艦隊分署 2,964 人為最多，占 25.4%；南部分署 1,540 人次之，占 13.2%；金馬澎分署 1,522 人再次之，占 13.0%。

若依身分別觀察，軍職人員計 8,143 人，占 69.7%，較上年底減 60 人；文職人員 3,534 人，占 30.3%，增 52 人，其中警察人員 2,472 人，占 21.2%，增 76 人；一般公務人員 786 人，占 6.7%，減 8 人；關務人員 51 人，占 0.4%，減 6 人；其他技工、工友、駕駛及約聘僱人員 225 人，占 1.9%，減 10 人。

I . Staff Profile

By the end of 2023, the organized staff number of Coast Guard Administration (CGA) was 14,346 persons, 866 persons more than last year (2022), mainly due to the early adjustment of 2024's 642 persons to the organized staffs of 'Fleet Branch' in order to meet the required manpower gap for "Plans for Strengthening CGA's Organization and Equipment" and "Plans for Preparing CGA's Warships". The budgeted number of staff was 3,932 persons, 22 less than last year, mainly due to the transfer 15 staff to OCA because to meet the needs of performing the OCA's core business.

By the end of 2023, the current staff number of CGA was 11,677 persons with a decrease of 8 persons than last year, mainly affected by the decrease of 60 military personnel and the increase of 76 police officers. If an observation is made by sector, among which the Fleet Branch with 2,964 persons was the most, accounting for 25.4%; the Southern Branch with 1,540 persons was the second, accounting for 13.2%; the Kinmen-Matsu-Penghu Branch with 1,522 persons was the third, accounting for 13.0 %.

If an observation is made by status, the military personnel amounted to 8,143 persons, accounting for 69.7%, less 60 persons than last year. The civilian personnel amounted to 3,534 persons, accounting for 30.3%, with an increase of 52 persons, among which there were 2,472 police officers, accounting for 21.2%, with an increase of 76 persons; 786 general public servants, accounting for 6.7%, decreased by 8 persons; 51 customs officers, accounting for 0.4 %, decreased by 6 persons. The other staff amounted to 225 persons, including mechanics, janitors and contracted employees, accounting for 1.9%, decreased by 10 persons.

112 年底現有員額 11,677 人中，以男性 10,027 人為主，占 85.9%；女性僅 1,650 人，占 14.1%。平均年齡 33.8 歲，年齡層中以 29 歲以下 5,124 人居首，占 43.9%；30~39 歲 3,552 人次之，占 30.4%。教育程度則以大學以上畢業者 5,869 人最多，占 50.3%；高中（職）畢業者 3,697 人次之，占 31.7%；專科畢業者 2,015 人居第三，占 17.3%。

By the end of 2023, among the current staff of 11,677 persons mainly was male staff of 10,027 persons, accounting for 85.9%. The female staff was only 1,650 persons, accounting for 14.1%; the average age was 33.8 years old. In the age groups, 5,124 persons were mostly under 29 years old, accounting for 43.9%; the next group was from 30 to 39 years old with 3,552 persons, accounting for 30.4%. As for education, 5,869 persons who graduated from university and above were the most, accounting for 50.3%; 3,697 persons who graduated from senior high (vocational) school were ranked the second, accounting for 31.7 %; 2,015 persons who graduated from junior college were ranked the third, accounting for 17.3%.

圖 1.1 112 年現有員額統計
Figure 1.1 2023 The Statistics of Current Staff

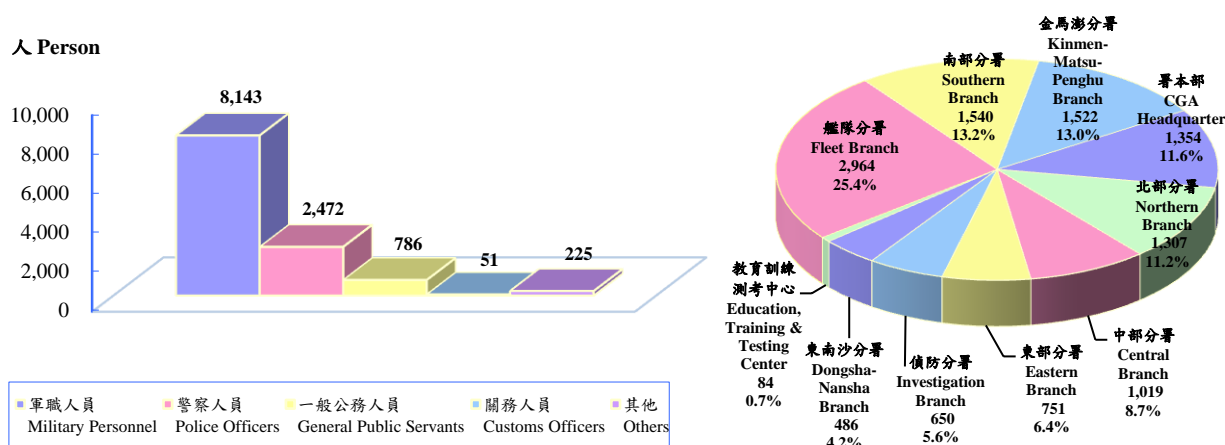


表 1.1 現有員額統計表
Table 1.1 The Statistics of Current Staff

單位：人、% Unit: Person, %

年別 End of Year	現有員額 Current Staff	依性別分 By Sex		依年齡別分 By Age				依教育程度分 By Education			
		男 Male	女 Female	29歲以下 Under 29 Years Old	30-39歲 30-39 Years Old	40-49歲 40-49 Years Old	50歲以上 Above 50 Years Old	大學以上 Above University	專科 Junior College	高中(職) Senior High (Vocational) School	國中以下 Under Junior High School
107年底2018	11,519	10,105	1,414	6,174	2,739	1,822	784	4,331	1,957	5,180	51
108年底2019	11,876	10,389	1,487	6,307	2,831	1,883	855	4,741	2,007	5,083	45
109年底2020	11,879	10,366	1,513	6,017	3,025	1,905	932	5,124	2,034	4,579	142
110年底2021	11,790	10,238	1,552	5,729	3,194	1,850	1,017	5,349	2,065	4,251	125
111年底2022	11,685	10,087	1,598	5,366	3,384	1,777	1,158	5,609	2,053	3,912	111
112年底2023	11,677	10,027	1,650	5,124	3,552	1,769	1,232	5,869	2,015	3,697	96
112年底結構比 2023 Structure Rate	100.0	85.9	14.1	43.9	30.4	15.1	10.6	50.3	17.3	31.7	0.8

貳、業務績效

一、整體業務績效分析

本署業務績效依案件類別區分為查獲槍砲彈藥刀械、查獲毒品、查獲私運農林漁畜產品及其他物品、查獲非法入出國、查獲人口販運、查獲經濟犯罪之專案工作、取締非法越區捕魚、維護海域海岸資源、災難救護及服務工作與其他海巡績效等 10 大類。本節先就整體業務績效案件數、嫌犯人數進行分析，下節則分就各類別分析。

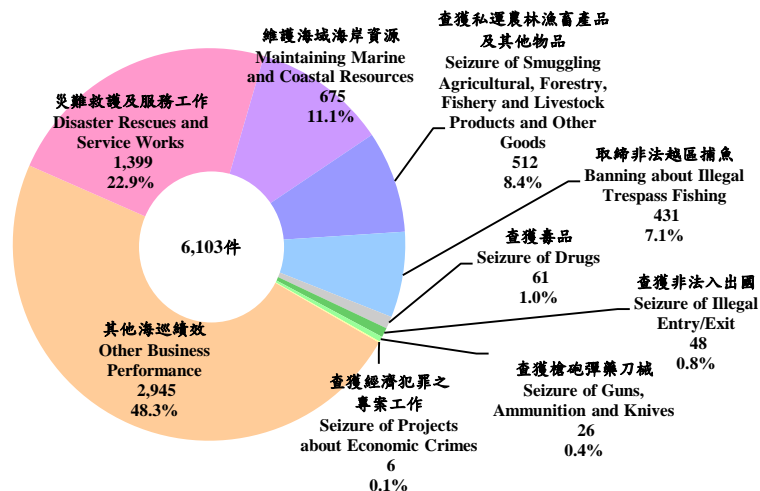
(一) 績效案件數統計

1. 績效案件數結構與變動

112 年本署業務績效總案件數 5,968 件，較上年增加 1,290 件或 27.6%；若加計跨類別案件合計 6,103 件，則增加 1,288 件或 26.7%

圖 2.1 112 年各類業務績效案件結構

Figure 2.1 2023 Structure of Business Performance Cases



II . Business Performance

1. Overall Business Performance Analysis

The business performance of CGA was divided by case characteristics, into such 10 categories as “Seizure of Guns, Ammunition and Knives”, “Seizure of Narcotics”, “Seizure of Smuggling Agricultural, Forestry, Fishery and Livestock Products and Other Goods”, “Seizure of Illegal Entry/Exit”, “Seizure of Human Trafficking”, “Seizure of Projects about Economic Crimes”, “Banning about Illegal Trespass Fishing”, “Maintaining Marine and Coastal Resources”, “Disaster Rescues and Service Works” and “Other Business Performance”. In this section, the number of overall business performance cases and the number of suspects will be first analyzed, and each category of business performance will be analyzed in next section.

1.1 Statistics of Performance Cases

1.1.1 Structure and changes of performance cases

There were total 5,968 business performance cases of CGA in 2023, increased by 1,290 cases or 27.6% comparing with last year; if cross-categories cases were counted, the total

，主因受其他海巡績效增加 899 件、查獲私運農林漁畜產品及其他物品增加 269 件與災難救護及服務工作增加 122 件影響所致。若依案件類別觀察，受處理違反船舶及漁業管理案件 1,659 件、護漁及經濟海域巡護作業 379 件、取締越界非捕魚船舶 256 件影響，以其他海巡績效達 2,945 件居首，占 48.3%；災難救護及服務工作 1,399 件次之，占 22.9%；維護海域海岸資源 675 件居第三，占 11.1%。

2.機關績效案件數統計

本署下轄八大分署，因派出單位之業務特性及轄區地境線不同，致查處成效亦略有差異，以下依納編岸巡隊、海巡隊及查緝隊等各分署觀察：

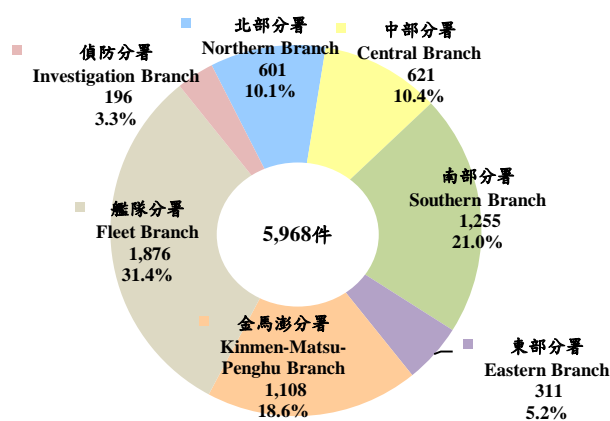
number of cases was 6,103, increased by 1,288 cases or 26.7%, mainly due to Other Business Performance increased by 899 cases, Seizure of Smuggling Agricultural, Forestry, Fishery and Livestock Products and Other Goods increased by 269 cases, and Disaster Rescues and Service Works increased by 122 cases. To make an observation by category, among total business performance, Other Business Performance with 2,945 cases was the most, accounting for 48.3%, due to the influence of 1,659 Dealing with Violation of Vessel and Fishery Management Cases, 379 Fishing Rights Protection and Exclusive Economic Zone Patrol cases, and 256 Banning Trespass Non-Fishing Vessels cases; the next was Disaster Rescues and Service Works with 1,399 cases, accounting for 22.9%; the third was Maintaining Marine and Coastal Resources with 675 cases, accounting for 11.1%.

1.1.2 The statistics of performance cases by sector

CGA has eight branches, and due to the different business characteristics of the dispatched units and the different boundary areas of the jurisdictions, the effectiveness of the investigations was slightly different. The following is to make an observation by each branch where Coastal Patrol Corps, Offshore Flotilla, and Reconnaissance Brigade are included:

圖 2.2 112 年業務績效案件數統計—機關別

Figure 2.2 2023 The Statistics of Business Performance Cases—by Sector



納編岸巡隊者計有北部、中部、南部、東部及金馬澎分署，112 年業務績效總案件數計 3,896 件，若加計跨類別案件合計 3,902 件，較上年增加 1,130 件或 40.8%，查處類別以處理違反船舶及漁業管理案件為主之其他海巡績效居第一，占 51.2%、災難救護及服務工作居第二，占 21.6%、維護海域海岸資源居第三，占 14.9%、查獲私運農林漁畜產品及其他物品居第四，占 11.4%。

納編海巡隊者為艦隊分署，112 年計 1,876 件，若加計跨類別案件合計 1,991 件，較上年增加 191 件或 10.6%，查處類別以護漁及經濟海域巡護及取締越界非捕魚船舶為主之其他海巡績效(占 44.8%)、災難救護及服務工作(27.2%) 及取締非法越區捕魚(21.2%)居前三位。

納編查緝隊者為偵防分署，112 年計 196 件，若加計跨類別案件合計 210 件，較上年減少 33 件或 13.6%，查處類別則依序以查獲失聯移工案件為主之其他海巡績效(26.7%)、查獲毒品與查獲私運農林漁畜產品及其他物品(各占 24.8%)等犯罪偵防案件為主。

Coastal Patrol Corps was included in Northern, Central, Southern, Eastern, and Kinmen-Matsu-Penghu Branches. In 2023, total number of business performance cases was 3,896, if cross-categories cases were counted, the total number of cases was 3,902, increased by 1,130 cases or 40.8% comparing with last year. As for the seizure category, Other Business Performance, among which Violation of Vessel and Fishery Management Cases was the main category, ranked the 1st, accounting for 51.2%; Disaster Rescues and Service Works as the second, accounting for 21.6% and Maintaining Marine and Coastal Resources as the third, accounting for 14.9% and Seizure of Smuggling Agricultural, Forestry, Fishery and Livestock Products and Other Goods as the fourth, accounting for 11.4%.

Fleet Branch including the Offshore Flotilla seized 1,876 cases in 2023, if cross-categories cases were counted, the total number of cases was 1,991, increased by 191 cases or 10.6% comparing with last year. As for the seizure category, Other Business Performance, among which Fishing Rights Protection and Exclusive Economic Zone Patrol, and Banning Trespass Non-Fishing Vessels were the main type (accounting for 44.8%), Disaster Rescues and Service Works (27.2%), Banning about Illegal Trespass Fishing (21.2%) were the top three.

Investigation Branch including the Reconnaissance Brigade seized 196 cases in 2023, if cross-categories cases were counted, the total number of cases was 210, decreased by 33 cases or 13.6% comparing with last year. The main seizure categories were crime investigation cases such as Other Business Performance, among which Seizure of Undocumented Migrant Worker Cases was the main category (26.7%), Seizure of Narcotics, Seizure of Smuggling Agricultural, Forestry, Fishery and Livestock Products and Other Goods (accounting for 24.8% respectively) in turn.

3. 績效案件查獲處理區域

若將查獲處理區域分為海域、岸際、港口、河道、內陸和機場等 6 個區域，112 年查獲處理區域主要集中於港口(占 47.8%)、海域(29.9%)及岸際(17.9%) 3 個區域。若以縣市別觀察，金門、連江、澎湖等三個離島縣市合計查獲 1,685 件，占 28.2%；臺灣本島則以高雄市查獲處理 752 件最多，占 12.6%，屏東縣 470 件，占 7.9% 次之，新北市 433 件，占 7.3% 再次之。

(二) 查獲嫌犯人數統計

1. 查獲嫌犯性別與國籍

112 年本署業務績效查獲總嫌犯 3,446 人，較上年增加 1,070 人。若依嫌犯國籍觀察，本國籍嫌犯

1.1.3 Seized area for performance cases

If the seized areas are divided into six areas as sea, coast, port, waterway, inland and airport; in 2023, the mainly seized areas were three as port accounting for 47.8%, sea accounting for 29.9% and coast accounting for 17.9% in turn. If an observation is made by county/city, there were 1,685 seized cases in three counties as Kinmen, Lienchiang, and Penghu in offshore islands of Taiwan, accounting for 28.2%. In Taiwan Island, there were 752 seized cases in Kaohsiung City as the top one, accounting for 12.6%, 470 seized cases in Pingtung County as the second, accounting for 7.9%, and 433 seized cases in New Taipei City as the third, accounting for 7.3%.

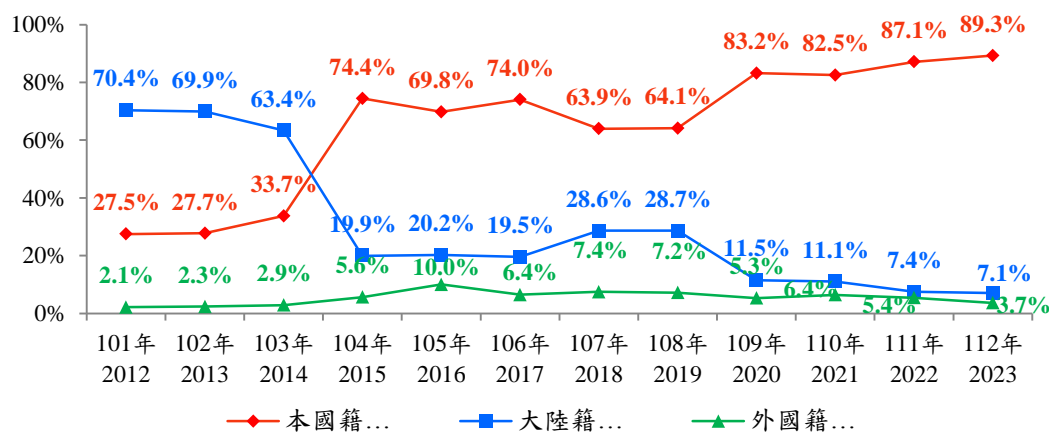
1.2 Statistics of the Suspects Seized

1.2.1 The suspects seized by sex and nationality

There were total 3,446 suspects seized for business performance of CGA in 2023, with an increase of 1,070 persons, comparing with last year. If an observation is made by nationality, there were 3,077 natives, accounting for 89.3%,

圖 2.3 歷年業務績效案件嫌犯統計—按國籍分

Figure 2.3 The Statistics of Suspects for Business Performance for Years —by Nationality



3,077 人，占 89.3%；大陸籍 243 人，占 7.1%；外國籍 126 人，占 3.7%。若以性別觀察，男性 3,301 人，占 95.8%；女性 145 人，則僅占 4.2%。

243 Chinese suspects, accounting for 7.1%, and 126 foreigners, accounting for 3.7%. If an observation is made by sex, 3,301 persons were male, accounting for 95.8%, and 145 persons were female, accounting for 4.2% only.

2. 查獲嫌犯按年齡及教育程度分

1.2.2 The suspects seized by age and education

112 年查獲之嫌犯中，逾七成五集中於 40 歲以上年齡者；30 歲至未滿 40 歲者亦占 12.7%。若依其教育程度觀察，不識字（含不詳）者達 1,844 人最多，占 53.5%；高中（職）程度者 538 人次之，占 15.6%；國

Among the suspects seized in 2023, most were 40 years old and over, accounting for 75.2%; those who 30 ~ 39 years old were accounting for 12.7%. If an observation is made by education, 1,844 persons of illiterate (including unknown) were the most, accounting for 53.5%; 538 persons graduated from senior (vocational) high school ranked the second, accounting for

圖 2.4 112 年查獲業務績效案件嫌犯統計—按年齡分

Figure 2.4 2023 The Statistics of Suspects for Business Performance — by Age

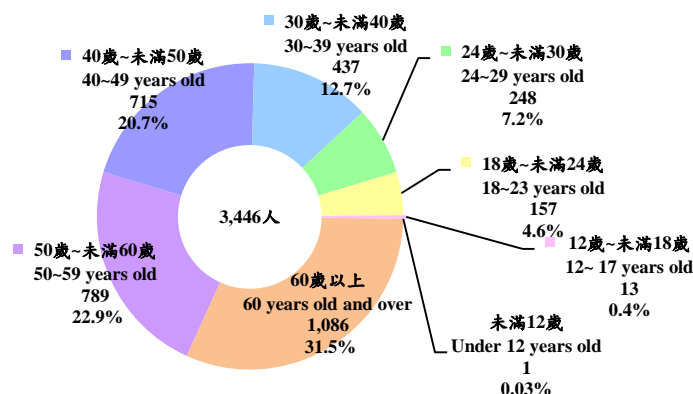
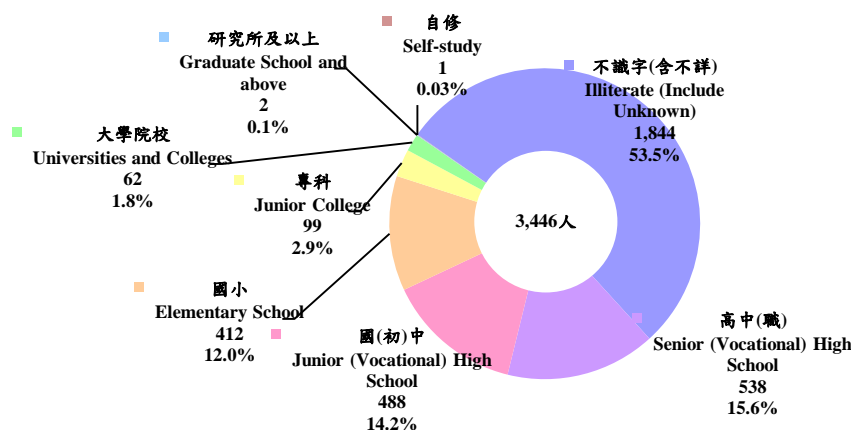


圖 2.5 112 年查獲業務績效案件嫌犯統計—按教育程度分

Figure 2.5 2023 The Statistics of Suspects for Business Performance — by Education



(初)中及國小程度者分別為 488 及 412 人，居第三、第四，分占 14.2% 及 12.0%。各案件類別中，查獲槍砲彈藥刀械及查獲毒品之嫌犯以高中(職)及國(初)中程度者居多；查獲私運農林漁畜產品及其他物品以高中(職)、不識字(含不詳)及國(初)中程度者居多；查獲非法入出國集中於高中(職)以下；取締非法越區捕魚以不識字(含不詳)及國小程度者居多；另查獲經濟犯罪之專案工作、維護海域海岸資源及其他海巡績效之嫌犯則均以不識字(含不詳)者為主。

3. 查獲嫌犯按職業分

112 年查獲之嫌犯中，以從事農林漁牧業生產人員 2,762 人最多，占八成。各案件類別中，查獲槍砲彈藥刀械、查獲毒品之嫌犯以無職者最多；查獲經濟犯罪之專案工作之嫌犯以機械設備操作及組裝人員為主；餘各類嫌犯多以從事農林漁牧業生產人員為主。

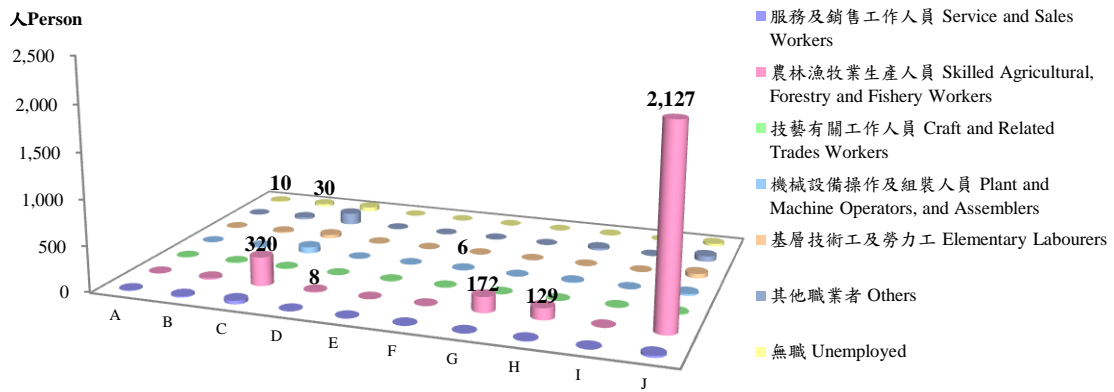
15.6%; 488 persons graduated from junior (vocational) high school, accounting for 14.2% and 412 persons from elementary school, accounting for 12.0%, ranked 3rd and 4th respectively. In terms of case category, the suspects of Seizure of Guns, Ammunition and Knives, Seizure of Narcotics most were graduated from senior (vocational) high school and Junior (Vocational) High School; the suspects of Seizure of Smuggling Agricultural, Forestry, Fishery and Livestock Products and Other Goods most were graduated from senior (vocational) high school, Illiterate (Include Unknown) and Junior (Vocational) High School; the suspects of Seizure of Illegal Entry/Exit, most were graduated from senior (vocational) high school or below; the suspects of Banning about Illegal Trespass Fishing most were graduated from Illiterate (Include Unknown) and Elementary School; the suspects of Seizure of Projects about Economic Crimes, Maintaining Marine and Coastal Resources and Other Business Performance most were illiterate (including unknown).

1.2.3 The suspects seized by occupation

Among the suspects seized in 2023, most were Skilled Agricultural, Forestry and Fishery Workers of 2,762 persons, accounting for 80.2%. In terms of case category, most suspects of Seizure of Guns, Ammunition and Knives and Seizure of Narcotics were Unemployed; most suspects of Seizure of Projects about Economic Crimes were Plant and Machine Operators, and Assemblers; most suspects of remained seized case were Skilled Agricultural, Forestry, and Fishery Workers.

圖 2.6 112 年各類別業務績效案件嫌犯統計—按職業分

Figure 2.6 2023 The Statistics of Suspects for Business Performance — by Occupation



- A：查獲槍砲彈藥刀械 Seizure of Guns, Ammunition and Knives
- B：查獲毒品 Seizure of Narcotics
- C：查獲私運農林漁畜產品及其他物品 Seizure of Smuggling Agricultural, Forestry, Fishery and Livestock Products and Other Goods
- D：查獲非法入出國 Seizure of Illegal Entry/Exit
- E：查獲人口販運 Seizure of Human Trafficking
- F：查獲經濟犯罪之專案工作 Seizure of Projects about Economic Crimes
- G：取締非法越區捕魚 Banning about Illegal Trespass Fishing
- H：維護海域海岸資源 Maintaining Marine and Coastal Resources
- I：災難救護及服務工作 Disaster Rescues and Service Works
- J：其他海巡績效 Other Business Performance

二、 主要案件類別分析

(一) 查獲槍砲彈藥刀械統計

112 年查獲槍砲彈藥刀械 26 件，較上年減少 1 件或 3.7%，其中查獲槍砲 35 枝，減少 14 枝或 28.6%；彈藥 747 顆，減少 715 顆或 48.9%。查獲機關以偵防分署查獲 17 件最多，占 65.4%；艦隊分署 7 件次之，占 26.9%；南部及金馬澎分署各 1 件並列第三，各占 3.8%。另查獲區域以內陸為主，占 84.6%。

若依查獲縣市觀察，查獲槍枝以新竹市 10 枝最多，基隆市 5 枝第二，屏東縣 4 枝居第三。另查獲彈類亦以新竹市 527 顆最多，苗栗縣 58 顆次之，新竹縣 50 顆居再次之。

2. Analysis of Major Case Categories

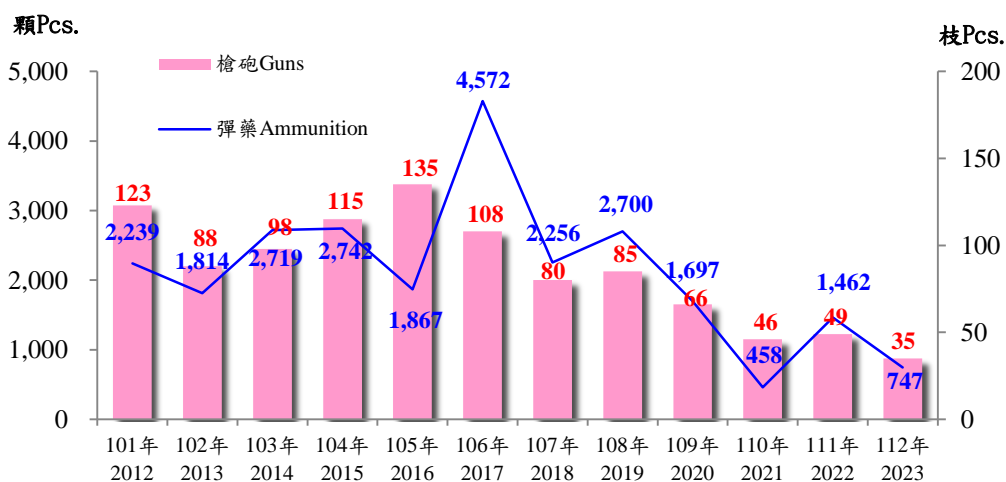
2.1 The Statistics of Guns, Ammunition and Knives Seized

The number of Guns, Ammunition and Knives Seized in 2023 was 26 cases, decreased by 1 case or 3.7% comparing with last year, among which 35 guns were seized with a decrease of 14 pieces or 28.6%; 747 pieces of ammunition were seized with a decrease of 715 pieces or 48.9%. By seized sector, the Investigation Branch seized 17 cases as the most, accounting for 65.4%; the Fleet Branch seized 7 cases as the second, accounting for 26.9%; the Southern and the Kinmen-Matsu-Penghu Branch respectively seized 1 case as the third, accounting for 3.8%. As for the areas where the Guns, Ammunition and Knives Seized, inland was the most, accounting for 84.6%.

If an observation is made by county/city, there were 10 pieces of guns seized in Hsinchu City as the most, 5 pieces seized in Keelung City as the second, and 4 pieces seized in Pingtung County as the third. In addition, in term of ammunition seized, there were 527 pieces seized in Hsinchu City as the most, 58 pieces seized in Miaoli County as the second and 50 pieces seized in Hsinchu County as the third.

圖 2.7 歷年查獲槍砲彈藥統計

Figure 2.7 The Statistics of Guns and Ammunition Seized for Years



(二) 查獲毒品統計

112 年查獲毒品 61 件、3,064.0 公斤，其中第二級毒品查獲量 1,577.8 公斤居首，占 51.5%，以查獲大麻為主，占 88.0%；第三級毒品查獲 1,400.8 公斤居第二，占 45.7%，主要為查獲愷他命，占 76.2%；第四級毒品查獲 74.0 公斤居第三，占 2.4%，六成八為二溴四甲基苯丙酮；第一級毒品查獲 11.4 公斤居第四，占 0.4%，九成一為古柯鹼。另 112 年經警政署認列之製毒工廠計 3 座，分別位於苗栗縣、彰化縣及嘉義市。

與上年比較，查獲案件數減少 17 件或 21.8%，查獲量減少 5,118.5 公斤或 62.6%，其中第四級毒品減少 3,700.5 公斤或 98.0%；第三級毒品減少 2,683.5 公斤或 65.7%；第一級毒品減少 113.5 公斤或 90.9%；第二級毒品則增加 1,379.0 公斤或 6.9 倍。

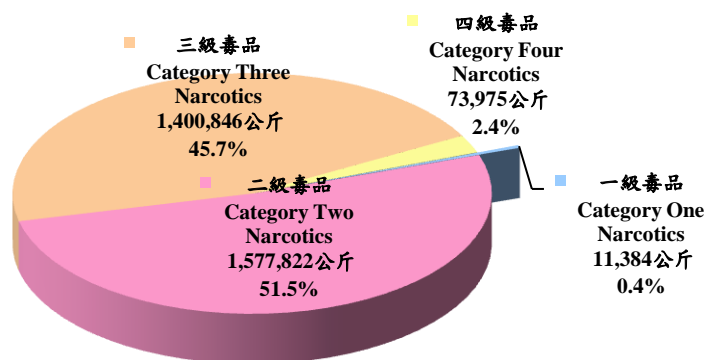
2.2 The Statistics of Narcotics Seized

61 cases and 3,064.0 kg of narcotics were seized in 2023, among which 1,577.8 kg of Category Two Narcotics were seized, accounting for 51.5% as the most, among which Cannabis as the major, accounting for 88.0%; 1,400.8 kg of Category Three Narcotics were seized, accounting for 45.7% as the second, among which Ketamine as the major, accounting for 76.2%; 74.0 kg of Category Four Narcotics were seized, accounting for 2.4% as the third, among which 2-Bromo-4-Methylpropionophenone for 67.6%; 11.4 kg of Category One Narcotics were seized, accounting for 0.4% as the Fourth, among which Cocaine for 91.5%. In addition, 3 narcotics manufacturing factories listed by National Police Agency were situated in Miaoli County, Changhua County, and Chiayi City respectively.

Comparing with last year, the number of seized cases decreased by 17 cases or 21.8%, and the seized number of narcotics decreased by 5,118.5 kg or 62.6%. Among which Category Four Narcotics decreased by 3,700.5 kg or 98.0%. Category Three Narcotics decreased by 2,683.5kg or 65.7%. Category One Narcotics decreased by 113.5 kg or 90.9%. Category Two Narcotics increased by 1,379.0 kg or 693.7%.

圖 2.8 112 年查獲毒品數量結構統計

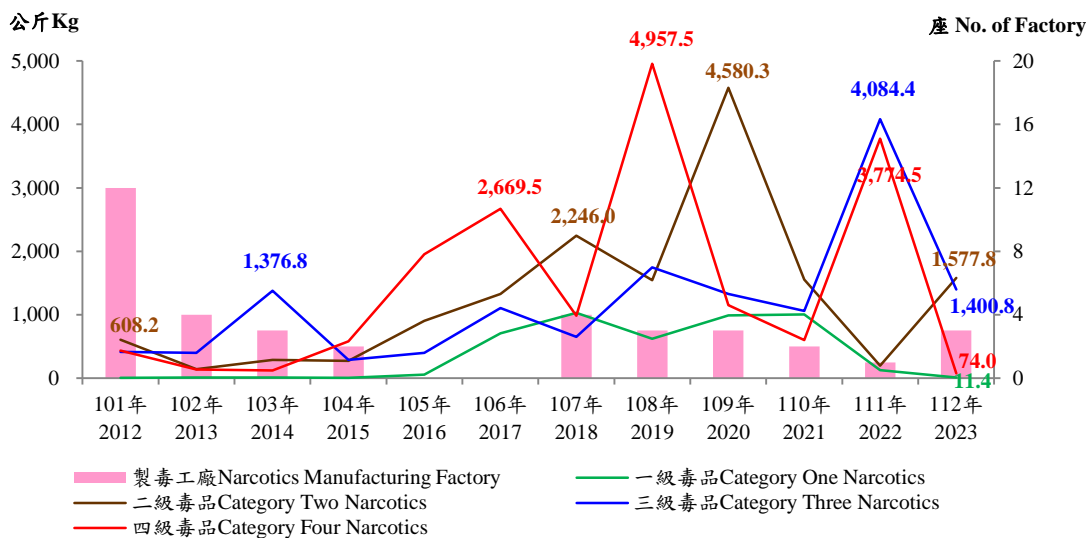
Figure 2.8 2023 The Statistics of Narcotics Seized Structure



依查獲機關觀察，依序集中於偵防分署 52 件(占 85.2%)、金馬澎分署 5 件(8.2%)、艦隊分署 4 件(6.6%)。另查獲區域以內陸為大宗，占 68.9%。若依查獲縣市觀察毒品查獲量，查獲量逾 500 公斤者，依序為高雄市(1,758.6 公斤)及基隆市(881.8 公斤)，合占 86.2%。

To make an observation by seized sector, the mainly seized as the Investigation Branch 52 cases (accounting for 85.2%), the Kinmen-Matsu-Penghu Branch 5 cases (8.2%), the Fleet Branch 4 cases (6.6%) were in turn. As for the areas where the Narcotics Seized, inland was the most, accounting for 68.9%. To make an observation on seized number of narcotics by county/city, where the seized quantity was over 500 kg, Kaohsiung City (1,758.6kg), and Keelung City (881.8kg) were in turn, together accounting for 86.2%.

圖 2.9 歷年查獲毒品統計
Figure 2.9 The Statistics of Narcotics Seized for Years



(三) 查獲私運農林漁畜產品及其他物品統計

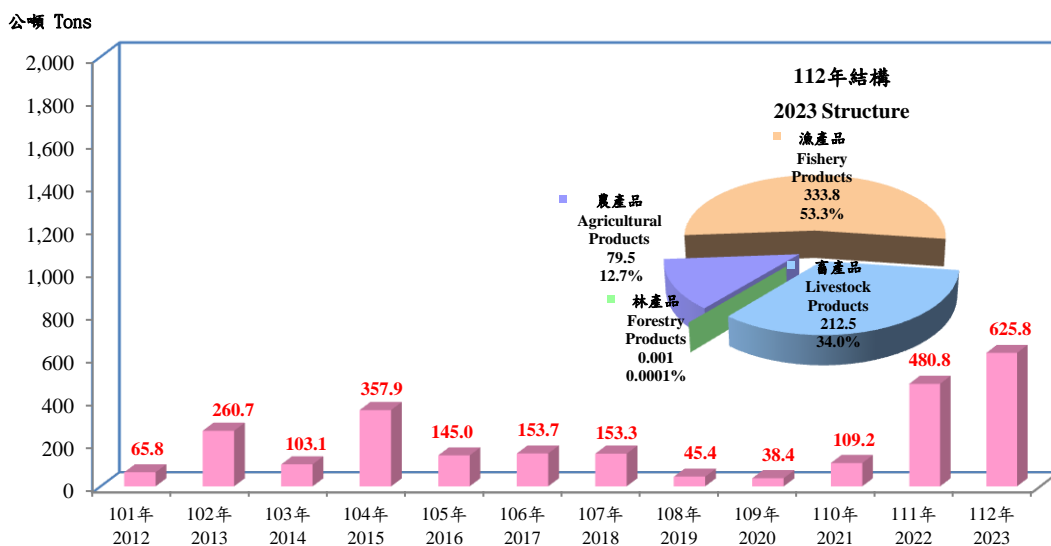
112 年查獲私運農林漁畜產品及其他物品 512 件，較上年增加 269 件或 1.1 倍。查獲機關以金馬澎分署查獲 237 件最多，占 46.3%；南部分署 173 件次之，占 33.8%；偵防分署 52 件居第三，占 10.2%。查獲區域八成四集中於港口。另依走私來源地及來源管道觀察，若剔除不明地區及不明管道後，分以來自中國大陸 284 件及利用郵包走私 238 件為主。茲依查獲項目分述如下：

2.3 The Statistics of Smuggling Agricultural, Forestry, Fishery and Livestock Products and Other Goods Seized

In 2023, there were 512 cases of Seizure of Smuggling Agricultural, Forestry, Fishery and Livestock Products and Other Goods, more 269 cases or 110.7% than last year. By seized sector, the Kinmen-Matsu-Penghu Branch seized 237 cases as the most, accounting for 46.3%; the Southern Branch seized 173 cases as the second, accounting for 33.8%; the Investigation Branch seized 52 cases as the third, accounting for 10.2%. As for the seized areas, port was the major, accounting for 83.8%. In addition, according to the source of smuggling and the source of channels, it is observed that if unknown area and unknown channel were excluded, 284 cases from Mainland China and 238 cases smuggling by the parcel post were the major respectively. The analysis is described by seized items as follows:

圖 2.10 歷年查獲農林漁畜產品數量統計

Figure 2.10 The Statistics of Agricultural, Forestry, Fishery and Livestock Products Seized for Years



1. 農林漁畜產品

112 年查獲農林漁畜產品計 202 案、625.8 公噸，較上年增加 31 件、145.0 公噸。其中，漁產品查獲 333.8 公噸，增加 1.2 公噸，主要以查獲白帶魚、午仔魚、黃魚及旗魚肚等漁獲為主；畜產品查獲 212.5 公噸，增加 66.2 公噸，以走私牛、羊內臟為主；農產品查獲 79.5 公噸，增加 77.6 公噸，以走私大陸香菇為主。

2. 其他私運物品

查獲其他私運物品含走私菸品、類菸品、酒及其他物品等。112 年查獲其他私運物品 336 件，較上年增加 263 件或 3.6 倍，主因第五岸巡隊、第九岸巡隊及第一○岸巡隊執行商港執檢時，計查獲私運大陸加工食品螺獅粉 190 件、10.0 公噸所致。

112 年查獲走私菸品計 7,745.0 千包，較上年減少 2,648.1 千包或 25.5%，其中，以查獲本國菸品 3,222.0 千包居冠，占 41.6%，較上年增加 2,536.7 千包；外國菸品 3,011.1 千包次之，占 38.9%，較上年減少 880.8 千包；大陸菸品 1,511.8 千包，占 19.5%，較上年減少 4,303.9 千包。若依查獲縣市觀察，查獲前三大縣市依序為高雄市查獲 2,121.9 千包，嘉義

2.3.1 Agricultural, Forestry, Fishery and Livestock Products

In 2023, total 202 cases and 625.8 tons of the Agricultural, Forestry, Fishery and Livestock Products were seized, with an increase of 31 cases and 145.0 tons comparing with last year. Among which the seized number of fishery products were 333.8 tons, with an increase of 1.2 tons comparing with last year, among which most of the catches were hairtail, four-finger threadfin, yellow croaker, and swordfish belly. As for the livestock products, the number of seizures was 212.5 tons, with an increase of 66.2 tons, most of which were beef and offal. The seized number of agriculture products was 79.5 tons, with an increase of 77.6 tons, mainly the Chinese mushrooms.

2.3.2 Other Smuggling Goods

The other smuggling goods included tobacco products, imitation tobacco products, alcohol, and other goods. In 2023, a total of 336 cases of the Other Smuggling Goods were seized, with an increase of 263 cases or 360.3% than last year, mainly because the Coast Patrol Crops 5, the Coast Patrol Crops 9 and the Coast Patrol Crops 10 seized 190 cases of smuggling Chinese manufactured food (snail lion powder) with 10.0 tons by freighter inspection.

In 2023, there were 7,744,955 packs of smuggling tobacco products seized. Comparing with last year, the number was decreased by 2,648,086 packs or 25.5%, among which 3,221,982 packs of Domestic tobacco products were seized as the most, accounting for 41.6%, with an increase of 2,536,656 packs, comparing with last year. 3,011,146 packs of foreign tobacco products were seized as the second, accounting for 38.9%, with a decrease of 880,822 packs. 1,511,827 packs of Chinese tobacco products were seized, accounting for 19.5%, with a decrease of 4,303,920 packs. If an observation is made by county/city, 2,121,903 packs were seized in Kaohsiung City, following by 1,499,327 packs seized in Chiayi County and

縣 1,499.3 千包、新北市 720.7 千包，合占 56.1%。112 年查獲類菸品 23 件、1,327 毫升，均為電子菸。

112 查獲走私酒 2,624 公升，較上年減少 2,977 公升或減 53.2%。其中，外國酒查獲 1,766 公升，占 67.3%，減少 2,647 公升；本國酒 849 公升，占 32.4%，增加 849 公升；大陸酒 9 公升，僅占 0.3%，減少 1,179 公升。查獲縣市則分別於連江縣 (2,615 公升)及高雄市(9 公升)。

720,676 pack seized in New Taipei City in turn, together accounting for 56.1%. In 2023, total 23 cases of the imitation tobacco products with 1,327 milliliters were seized, all of which are e-cigarettes.

In 2023, the total number of smuggling alcohols were 2,624 liters, with a decrease of 2,977 liters or 53.2% comparing with last year. Among which, there were 1,766 liters of foreign alcohol, accounting for 67.3%, with a decrease of 2,647 liters, 849 liters of domestic alcohol, accounting for 32.4% , with an increase of 849 liters and 9 liters of Chinese alcohol with a decrease of 1,179 liters, accounting for 0.3% only. The seized countries/cites are only distributed in Lienchiang County (2,615 liters), and Kaohsiung City (9 liters).

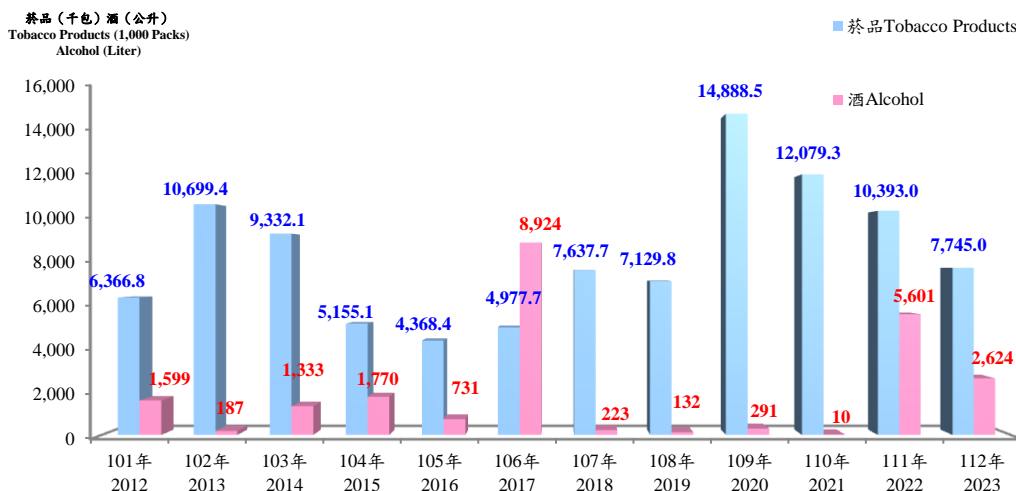
2.4 The Statistics of Illegal Entry/Exit Seized

(四) 查獲非法入出國統計

112 年查獲非法入出國 48 件，嫌犯 15 人、偷渡犯 110 人，分別較上年增加 1 件、9 人及 59 人。偷渡犯中以外國籍 93 人（含越南籍 87 人、印尼籍 4 人及菲律賓籍 2 人）居首，占

In 2023, there were 48 Seizure of Illegal Entry/Exit cases, 15 suspects and 110 stowaways. Comparing with last year, 1 case , and 9 suspects and 59 stowaways were increased respectively. Among stowaways, there were 93 foreigners (87 persons of Vietnamese nationality and 4 persons of Indonesian nationality and 2 persons of Filipino nationality included) as the

圖 2.11 歷年菸、酒物品數量統計
Figure 2.11 The Statistics of Tobacco, Alcohol for Years



84.5%，較上年增加 49 人；大陸籍 15 人次之，占 13.6%，增加 10 人；本國籍 2 人再次之，占 1.8%，與上年持平。

依查獲機關觀察，依序分別為偵防分署 20 件(占 41.7%)；艦隊分署 16 件(33.3%)；金馬澎分署 10 件(20.8%)；中部及南部分署各 1 件(分占 2.1%)。

另依查獲區域與查獲縣市交叉分析，以內陸查獲 24 件居首，其中又以台中市(4 件)、桃園市、新竹市及南投縣(各 3 件)居前四位；岸際查獲 19 件次之，主要以金門縣(8 件)為大宗；海域查獲 3 件再次之，分別為屏東縣(2 件)及澎湖縣(1 件)。

(五) 查獲人口販運統計

112 年無查獲人口販運案件。分別較上年案件減少 2 件、嫌犯減少 3 人、救護被害人減少 2 人。

most, accounting for 84.5%, with an increase of 49 persons; 15 Chinese persons as the second, accounting for 13.6%, with an increase of 10 persons; 2 natives as the third, accounting for 1.8%, same as last year.

To observe by seized sector, the Investigation Branch seized 20 cases (accounting for 41.7%), the Fleet Branch 16 seized cases (33.3%), the Kinmen-Matsu-Penghu Branch seized 10 cases (20.8%), the Central and the Southern Branch respectively seized 1 case (2.1%).

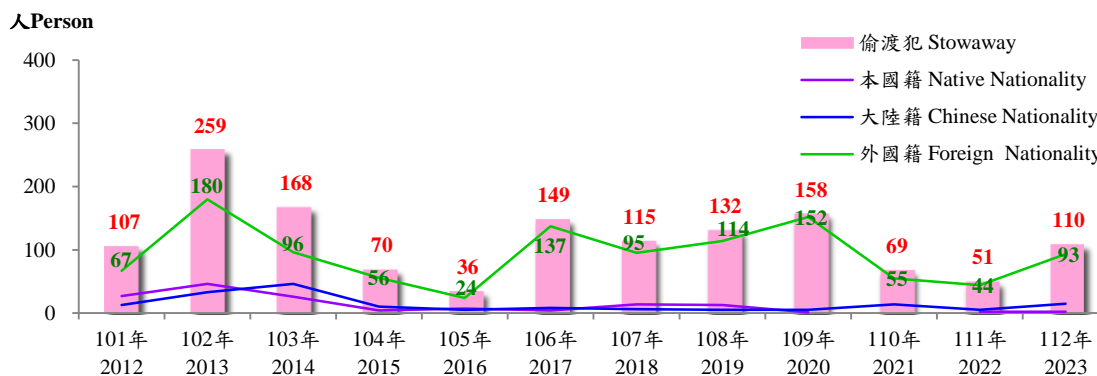
As for the cross analysis made on seized area and county/city, it showed inland of 24 cases as the most, which mainly in Taichung City (4 cases), Taoyuan City, Hsinchu City and Nantou County (3 cases respectively), as the top four; 19 cases were seized at coast as the second, mainly in Kinmen County (8 cases); 3 cases were seized at sea as the third, distributing in Pingtung County (2 cases) and Penghu County (1 case).

2.5 The Statistics of Human Trafficking Seized

In 2023, there was no Human Trafficking case. Comparing with last year, 2 cases, 3 suspects, and 2 rescued victims decreased respectively.

圖 2.12 歷年查獲偷渡犯人數統計

Figure 2.12 The Statistics of Stowaways Seized for Years



(六) 查獲經濟犯罪之專案工作統計

本署查獲經濟犯罪之專案工作包括查獲偽鈔、查獲仿冒盜版、查獲違反洗錢防制法及查獲偽劣禁藥等 4 種案件型態。112 年查獲經濟犯罪之專案工作 6 件，皆為查獲偽劣禁藥案件，較上年減少 16 件，主因配合菸害防制法於 112 年 3 月 22 日修正，考量電子菸等新興菸品已納入「類菸品」管理，爰將查獲偽劣禁藥項下之電子菸液移入查獲私運農林漁畜產品及其他物品統計項下新增之類菸品統計，致查獲偽劣禁藥案件減少 15 件所致。

(七) 取締非法越區捕魚統計

112 年本署持續超前部署並機動調派艦艇查緝大陸及外國籍漁船越界捕魚，且針對北方三島及金馬

2.6 The Statistics of Projects about Economic Crimes Seized

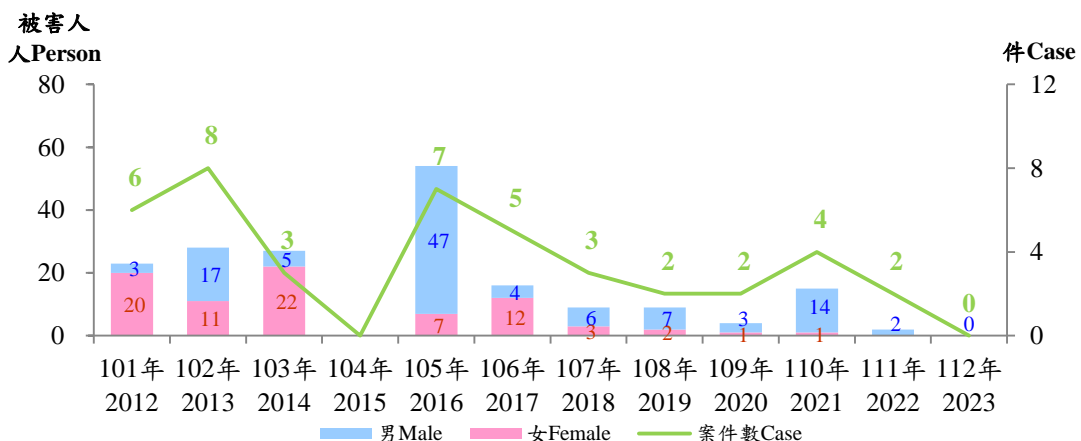
The Projects about Economic Crimes seized by CGA included four categories as Seizure of Counterfeit Currency Cases, Seizure of Counterfeits and Piracies Cases, Seizure of Violate the Money Laundering Control Act Cases, and Seizure of Counterfeit, Substandard and Banned Drugs. In 2023, there were 6 cases of Projects about Economic Crimes seized, all of which were Seizure of Counterfeit, Substandard and Banned Drugs. Compared with last year, there were 16 fewer cases, mainly due to the decrease of 15 cases of Seizure of Counterfeit, Substandard and Banned Drugs in accordance with the revision of the “The Tobacco Hazard Prevention Act” on March 22, 2023, that emerging tobacco products such as e-cigarettes have been included in the management of “imitation tobacco products”, the item “e-cigarette liquid” of The Seizure of Counterfeit, Substandard and Banned Drugs moved to the imitation tobacco products of The Smuggling Agricultural, Forestry, Fishery, and Livestock Products and Other Goods.

2.7 The Statistics of Banning about Illegal Trespass Fishing

In 2023, CGA continuously deployed in advance and mobilized vessels to detect trespass fishing of Chinese and foreign fishing boats; and for the three northern islands, and the key sea

圖 2.13 歷年查獲人口販運統計

Figure 2.13 The Statistics of Human Trafficking Seized for Years



澎等重點海域，結合守望、雷達及岸際巡邏三層監偵防線，適時實施擴大取締，有效遏阻違規越界作業船舶，確保漁民作業安全。

112 年取締非法越區捕魚計 431 件、1,070 艘，其中，扣留船隻 28 艘，皆為大陸籍漁船；驅離船隻 1,042 艘中，大陸籍漁船 1,006 艘，占 96.5%，外國籍漁船 36 艘，占 3.5%，皆為越南籍。與上年比較，取締非法越區捕魚案件數增加 24 件、船隻減少 292 艘，其中，扣留船隻及驅離船隻分別增加 7 艘及減少 299 艘。

若就查獲縣市觀察，扣留船隻中，主要集中於金門縣(13 艘)、澎湖縣(8 艘)及連江縣(4 艘)，合計占 89.3%。驅離船隻中，逾百艘大陸籍者，依序為連江縣(202 艘)、新北市(166 艘)、金門縣(159 艘)及澎湖縣(125 艘)，合計占大陸籍船數 64.8%；至外國籍(越南籍)則依序在臨近南沙、東沙及西南海域。

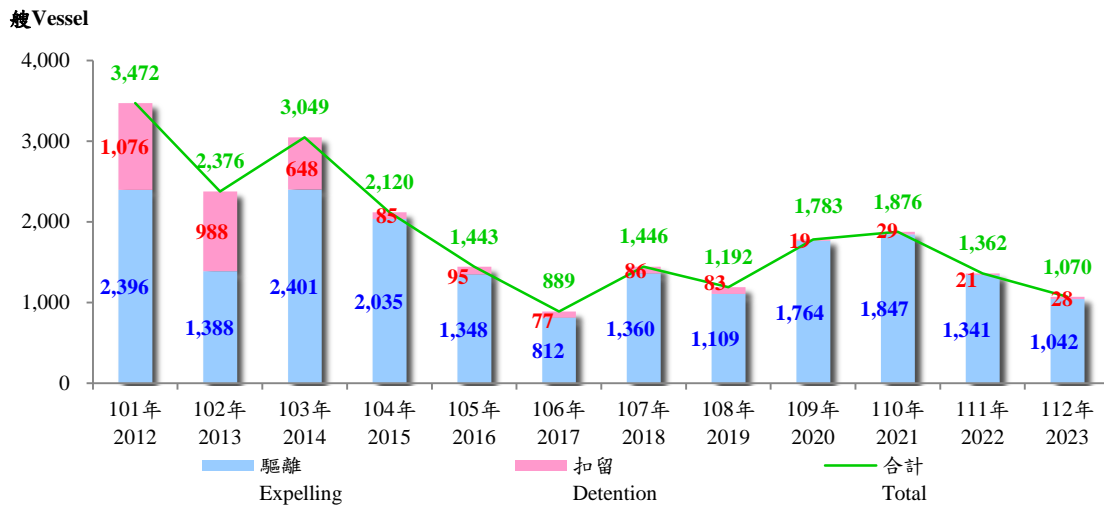
areas such as Kinmen, Matsu and Penghu, CGA combined the three-tiered surveillance and detection line of watch, radar and shore patrol, and implement expanded prohibitions to effectively deter trespassing vessels and ensure the safety of fishermen's operations.

In 2023, there were 1,070 vessels seized in 431 Banning about Illegal Trespass Fishing cases. There were 28 Detention vessels, all of which were Chinese nationality. Among 1,042 Expelling vessels, most were Chinese nationality of 1,006 vessels, accounting for 96.5%, and the next were foreign nationality of 36 vessels, accounting for 3.5%, all Vietnamese nationality. Comparing with last year, 24 Banning about Illegal Trespass Fishing cases increased, and 292 banned vessels were decreased. Among which, 7 Detention vessels were increased, and 299 Expelling vessels were decreased respectively.

If an observation is made by county/city, for Detention vessels, there were 13 vessels banned in Kinmen County, 8 vessels in Penghu County, and 4 vessels in Lienchiang County respectively, together accounting for 89.3%. As for the city/county, in which the number of Expelling Chinese nationality vessels was more than 100 that Lienchiang County (202 vessels), New Taipei City (166 vessels), Kinmen County (159 vessels), and Penghu County (125 vessels) were in turn, together accounting for 64.8%; and the expelled vessels of foreign (Vietnamese) nationality were in turn in Nansha, Dongsha and the South West Sea Area.

圖 2.14 歷年取締非法越區捕魚船隻數統計

Figure 2.14 The Statistics of Banning about Illegal Trespass Fishing of Vessels for Years



(八) 維護海域海岸資源統計

112 年維護海域海岸資源 675 件、查獲嫌犯 169 人，與上年比較，分別增加 9 件、減少 33 人。若加計跨類別案件統計，案件數合計 676 件，較上年增加 8 件。

若依案件型態觀察，以處理保育類野生動物屍體 348 件為大宗，占 51.5%；餘依序為非法捕魚 103 件(占 15.2%)、其他維護海域海岸資源統計 84 件(12.4%)、拯救保育類野生動物 81 件(12.0%)、處理海洋(岸)污染 60 件(8.9%)。

依查獲機關觀察，以北部查獲 166 件居冠，占 24.6%、金馬澎分署 156 件次之，占 23.1%、南部分署 95 件居第三，占 14.1%。另查獲區域以

2.8 The Statistics of Maintaining Marine and Coastal Resources

In 2023, there were 169 suspects seized in 675 cases of Maintaining Marine and Coastal Resources. Comparing with last year, 9 cases increased and 33 suspects were decreased respectively. If cross-categories cases were counted, the total number of cases was 676, increased by 8 cases comparing with last year.

To make an observation by seized category, 348 cases of Handle of Conserved Wildlife Remains were the most, accounting for 51.5%, following by 103 cases of Illegal Fishing (accounting for 15.2%), 84 cases of The Statistics of Other Maintenance about Marine and Coastal Resources (12.4%), 81 cases of Rescue of Conserved Wildlife (12.0%), 60 cases of Handling of Marine/Coastal Pollution (8.9%) in turn.

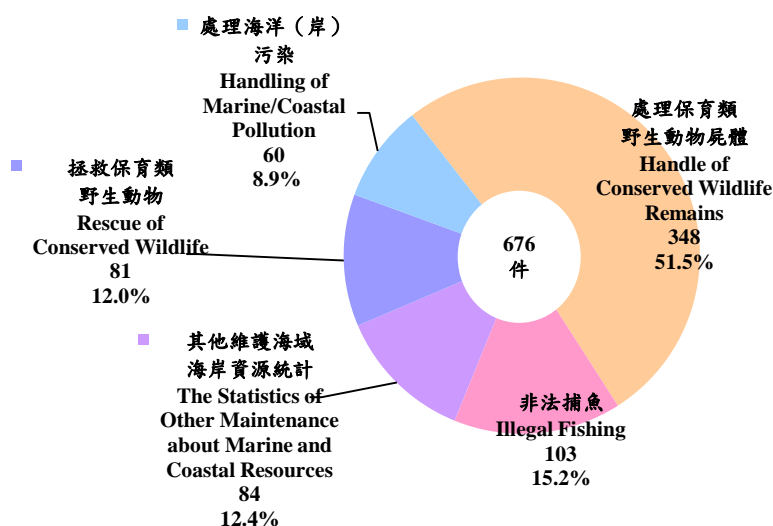
To observe by seized sector, the Northern Branch seized 166 cases as the most, accounting for 24.6%, the Kinmen-Matsu-Penghu Branch seized 156 cases as the second, accounting for 23.1%, and the Southern Branch seized 95 cases as the third, accounting for 14.1%. In terms of seized area, the top three were coast accounting for

岸際占 56.4%、海域占 23.9%、港口占 19.1%居前三名。查獲縣市中，以澎湖縣 97 件居冠，宜蘭縣 73 件及台東縣 71 件分居第二、三位，案件類型則均以處理保育類野生動物屍體案件為主。

56.4%, sea accounting for 23.9%, and port accounting for 19.1% respectively. As for county/city, 97 seized cases in Penghu County were the top, 73 seized cases in Yilan County and 71 seized cases in Taitung County ranked 2nd and 3rd, among which Handle of Conserved Wildlife Remains was the major.

圖 2.15 112 年維護海域海岸資源統計

Figure 2.15 2023 The Statistics of Maintaining Marine and Coastal Resources



(九) 災難救護及服務工作統計

112 年執行災難救護及服務工作計 1,399 件，包含救難、救生、其他災難救護及服務工作等 3 類，其中「救難」係船舶因天災、機器故障、碰撞、漏水、擱淺、失火或絞擺等原因致船舶、船員、旅客遭難有立即性危險，由本署派遣人、船、航空器或機具設備參與救援行動者。「救生」

2.9 The Statistics of Disaster Rescues and Service Works

In 2023, there were 1,399 cases of Disaster Rescues and Service Works, including three categories as Rescue, LifeSaving, and Other Disaster Rescues and Service Works, among which “Rescue” refer to vessels, crew, and passengers at stake with immediate danger due to the causes as casualty, engine breakdown, collision, leakage, stranded, fired and propeller twist that CGA dispatches staff, ships, aircrafts or other machinery equipment to participate in the rescue operations. “LifeSaving” refers to persons who fell into the water, injured, or ill due to

係指因人員落水或因從事有關水上作業、活動而受傷、生病，有致命之危險，由本署參與救援行動者。「其他災難救護及服務工作」則指由本署處理非屬救難、救生之其他災難救護及為民服務等工作，包含處理(打撈)大體、處理海事糾紛案件、遇險船舶戒護服務、外離島緊急傷病醫療後送服務、旅客疏運及物資救援服務、岸際急難事件救援服務、海(水)上活動安全維護服務及其他等服務工作。茲分述如下：

1.救難統計

112 年救難案件 94 件、遭難船舶 98 艘、遭難人數 294 人，分別較上年增加 7 件、9 艘及減少 129 人。若依事故處理區域觀察，依序發生於海域、港口及岸際，其中，海域救難案件 68 件(占 72.3%)，遭難船舶 68 艘，遭難人數 253 人，較上年增加 7 件、6 艘及減少 109 人；港口 20 件(21.3%)、24 艘、25 人，則較上年增加 5 件、8 艘及減少 5 人。岸際 6 件(6.4%)、6 艘、16 人，則較上年減少 4 件、4 艘及 14 人。

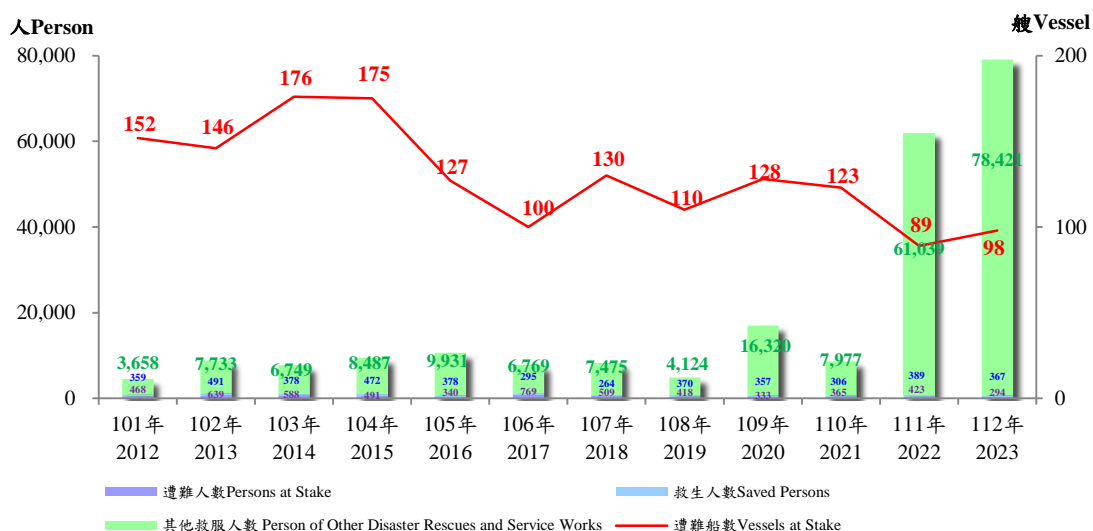
engaging the water work or behavior, with fatal risk that CGA participate in the rescue. As for “Other Disaster Rescues and Service Works”, refer to other disaster rescues and service works which cannot be classified to subclasses of Rescue and Lifesaving, including Handling (Salvage) of Corpses, Handling of Maritime Disputes, Guard Services of Vessel in Distress, Medical Evacuation Services of Emergent Injured and Patients in Outlying Islands and Offshore Islands, Passenger Transportation Managements and Material Relief Services, Rescue Services of Coastal Emergency, Safety Maintenances of Maritime Activities (Water Sports), and Others service works. They are described respectively as follows:

2.9.1 Rescue Statistics

In 2023, there were 94 rescue cases, 98 vessels at stake, and 294 persons at stake. Comparing with last year, 7 cases and 9 vessels were increased, and 129 persons were decreased respectively. To make an observation by incident handling areas, the cases happened at sea, port and coast in order, where 68 rescue cases (accounting for 72.3%), 68 vessels at stake, and 253 persons at stake were at sea, with an increase of 7 cases, 6 vessels, and a decrease of 109 persons comparing with last year; 20 cases (21.3%), 24 vessels, and 25 persons were at port, with an increase of 5 cases, 8 vessels, and a decrease of 5 persons. There were 6 cases (6.4%), 6 vessels, and 16 persons were at coast, with a decrease of 4 cases, 4 vessels, and 14 persons.

圖 2.16 歷年災難救護及服務工作統計

Figure 2.16 The Statistics of Disaster Rescues and Service Works for Years



112 年遭難船舶種類以漁業用之漁船、漁筏及舢舨合計 75 艘居多，占 76.5%。船舶事故原因以機器故障為主，占 48.0%，失火居次，占 24.5%，天災再次之，占 7.1%。另遭難人員獲救情形，獲救者占 96.6%，失蹤者占及死亡者分占 2.0%、1.4%。

In 2023, there were 75 vessels for fishing at stake with most types of fishing vessels, fishing rafts and sampans, accounting for 76.5%. Among the causes of marine incident, engine breakdown was the major, accounting for 48.0%, fired as the second, accounting for 24.5%, and casualty as the third, accounting for 7.1%. As for the rescue results of persons at stake, rescued persons accounted for 96.6%, missing and dead persons respectively accounted for 2.0% and 1.4%.

2. 救生統計

2.9.2 LifeSaving Statistics

112 年救生案件 282 件，救生人數 367 人，分別較上年減少 9 件、22 人。若依事故處理區域觀察，依序發生於岸際(占 36.2%)、海域(34.8)、港口(23.4)及河道(5.7%)。事故處理縣市中，案件逾 20 件以上者，依序為新北市、屏東縣、基隆市、台南市及澎湖縣，合占 51.8%。

In 2023, there were 282 LifeSaving cases and 367 saved persons, comparing with last year, 9 cases and 22 saved persons were decreased respectively. To observe by the incident handled areas, the cases happened at coast(accounting for 36.2%), sea(34.8%), and port(23.4%), and waterway(5.7%) in order. Among the incident handled county/city in which the number of cases more than 20, New Taipei City, Pingtung County, Keelung City, Tainan City and Penghu County were in turn, together accounting for 51.8%.

112 年救生人員事故原因以進行水上休閒活動發生意外落水者 159

Among the causes of LifeSaving accident, Accidents Happened in Water Recreation 159 saved persons was the major, accounting for 43.3%. In addition, the rescued persons accounted for 72.5% of the total number of saved

人為大宗，占 43.3%。另救生人數中，獲救者占 72.5%，死亡及失蹤者則分別占 22.6% 及 4.9%。

persons, dead and missing persons respectively accounted for 22.6% and 4.9%.

圖 2.17 112 年遭難船舶事故原因統計
Figure 2.17 2023 The Causes of Vessel at Stake Statistics

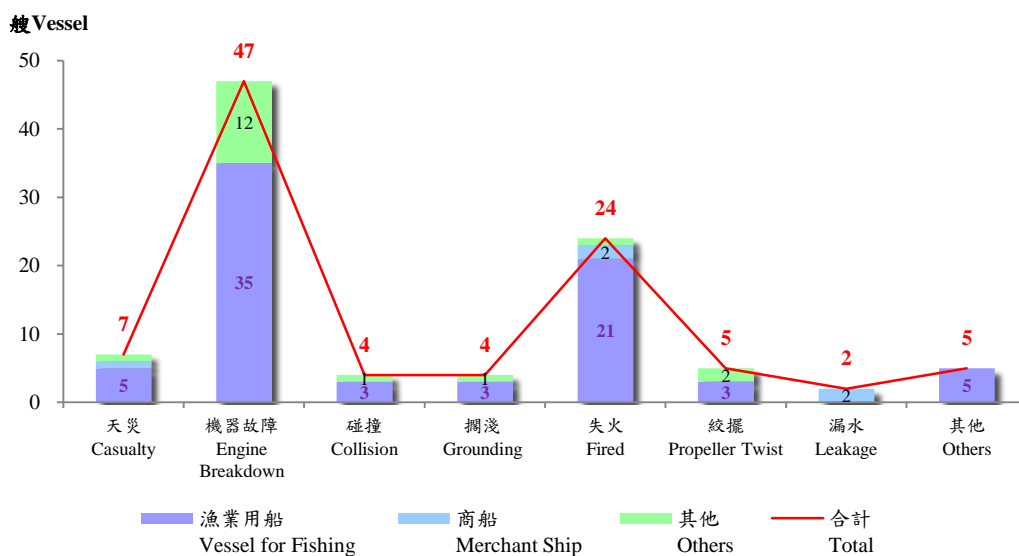
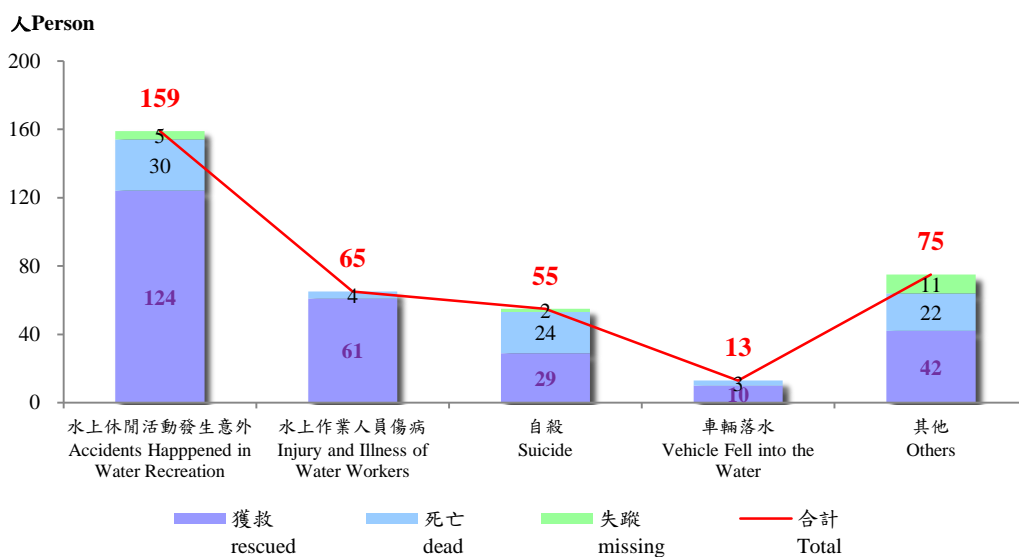


圖 2.18 112 年救生人員事故原因統計
Figure 2.18 2023 The Causes of LifeSaving accident Statistics



3.其他災難救護及服務工作統計

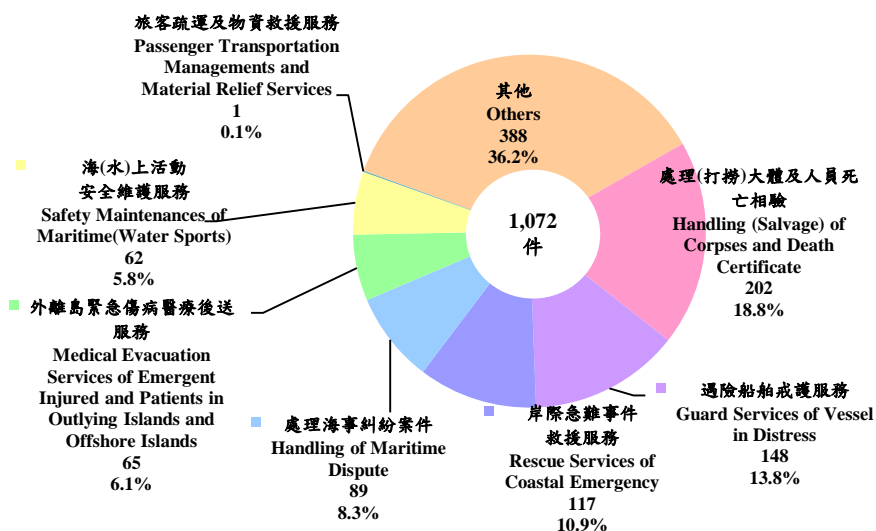
112年其他災難救護及服務工作計1,040件，較上年增加110件；服務人數78,421人，亦較上年增加17,382人，主因岸際及海（水）上活動安全維護服務人數增加16,429人所致。另依處理機關觀察，處理案件數以艦隊分署406件最多，占39.0%，又以遇險船舶戒護服務、處理海事糾紛案件及外離島緊急傷病醫療後送服務案件為主。查處縣市中，以新北市及宜蘭縣各123件居首，高雄市122件次之，台東縣118件再次之。

2.9.3 Other Disaster Rescues and Service Works Statistics

In 2023, there were 1,040 Other Disaster Rescues and Service Works cases, and 78,421 persons of disaster rescues and service works. Comparing with last year, 110 cases were increased; 17,382 persons of disaster rescues and service works were increased, mainly due to Safety Maintenances of Coast and Maritime (Water Sports) Activities, increased by 16,429 persons. To observe by handled sector, there were 406 cases handled by the Fleet Branch as the most, accounting for 39.0%, which mainly were Guard Services of Vessel in Distress, Handling of Maritime Disputes, and Medical Evacuation Services of Emergent Injured and Patients in Outlying Islands and Offshore Islands. Among the incident handled county/city, 123 cases respectively were handled in New Taipei City and Yilan County as the most, following by 122 cases handled in Kaohsiung City, and 118 cases handled in Taitung County in turn.

圖 2.19 112 年其他災難及服務工作案件結構

Figure 2.19 2023 Structure of Other Disaster Rescues and Service Works



若加計跨類別案件統計，112年其他災難救護及服務工作合計1,072件，其中案件數達百件以上者，依序

For additional cross-category cases statistics, there were 1,072 Other Disaster Rescues and Service Works cases in 2023, among which the number of cases more than 100 were Others, Handling (Salvage) of Corpses and Death

為其他、處理(打撈)大體及人員死亡相驗、遇險船舶戒護服務及岸際急難事件救援服務，合占 79.8%。

Certificate, Guard Services of Vessel in Distress, and Rescue Services of Coastal Emergency in turn, together accounting for 79.8%.

(十) 其他海巡績效統計

112 年其他海巡績效案件 2,945 件，較上年增加 899 件或 43.9%，主因處理違反船舶及漁業管理案件增加 698 件，其中又因配合漁船船員管理規則修訂，自 111 年 12 月起長度二十四公尺以上航行有限水域(中華民國專屬經濟海域以內之水域)之漁船應依規定配置漁航及輪機人員幹部船員，致處理漁船出港幹部船員人數不足案件增 573 件所致。

若以查獲處理機關觀察，以艦隊分署 892 件最多，占 30.3%，主要以執行護漁及經濟海域巡護之處理專案勤務案件(497 件)為主；南部分署 791 件次之，占 26.9%，以處理違反船舶及漁業管理案件(690 件)為主；金馬澎分署 649 件再次之，占 22.0%，亦以處理違反船舶及漁業管理案件(616 件)為大宗。

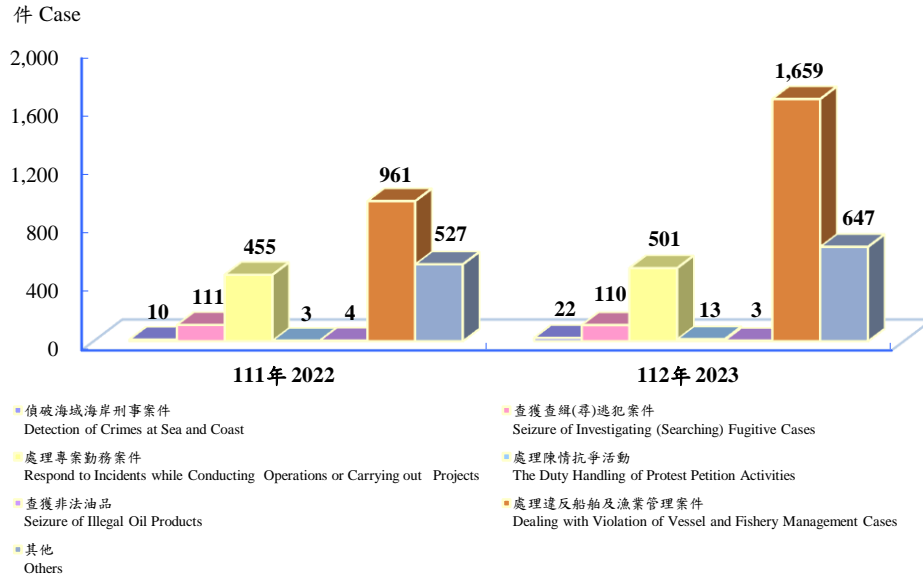
2.10 The Statistics of Other Business Performance

In 2023, there were in total of 2,945 cases for Other Business Performance. Comparing with last year, the number of seized cases increased by 899 cases or 43.9%, mainly due to the increase of 698 cases of Dealing with Violation of Vessel and Fishery Management Cases because of cooperating with the revision and implementation of the Fishing Vessel Crew Management Regulations, which require fishing vessels of 24 meters or more in length operating in restricted waters (waters within the exclusive economic zone of the Republic of China) to be equipped with fishing, navigation and engineering personnel, cadres and crew in accordance with the regulations from December 2022, resulting in an increase of 573 cases of insufficient crew and cadres when fishing vessels left ports.

To make an observation by handled sector, it is found that the Fleet Branch seized 892 cases as the most, accounting for 30.3%, among which Respond to Incidents while Conducting Operations or Carrying Out Projects, such as implementation of the Fishing Rights Protection and Exclusive Economic Zone Patrol (497 cases) were the major. The Southern Branch seized 791 cases, accounting for 26.9%, among which Dealing with Violation of Vessel and Fishery Management Cases (690 cases) was the major. The Kinmen-Matsu-Penghu Branch seized 649 cases, accounting for 22.0%, among which Dealing with Violation of Vessel and Fishery Management Cases (616 cases) was the major.

圖 2.20 其他績效案件統計

Figure 2.20 The Statistics of Other Business Performance



若加計跨類別案件統計，112年其他海巡績效合計2,955件中，以處理違反船舶及漁業管理案件1,659件最多，占56.1%；其他案件647件(含取締越界非捕魚船舶256件、安檢發現境管人士189件、查獲失聯移工109件)次之，占21.9%；處理專案勤務案件501件(含護漁及經濟海域巡護作業379件)居第三，占17.0%。

For additional cross-category cases statistics, among total 2,955 cases for Other Business Performance in 2023, the top three categories were as follows: 1,659 cases of Dealing with Violation of Vessel and Fishery Management Cases as the most, accounting for 56.1%, 647 cases of Others (256 cases of Banning Trespass Non-Fishing Vessels, 189 cases of Persons under Entry Management Found by Security Inspection, and 109 cases of Seizure of Undocumented Migrant Workers Cases included) as the second, accounting for 21.9%, and 501 Cases of Respond to Incidents while Conducting Operations or Carrying Out Projects (379 cases of Fishing Rights Protection and Exclusive Economic Zone Patrol included) as the third, accounting for 17.0%.