

貳、業務績效

一、整體業務績效分析

本署業務績效依案件類別區分為查獲槍砲彈藥刀械、查獲毒品、查獲私運農林漁畜產品及其他物品、查獲非法入出國、查獲人口販運、查獲經濟犯罪之專案工作、取締非法越區捕魚、維護海域海岸資源、災難救護及服務工作與其他海巡績效等 10 大類。本節先就整體業務績效案件數、嫌犯人數進行分析，下節則分就各類別分析。

(一) 績效案件數統計

1. 績效案件數結構與變動

111 年本署業務績效總案件數 4,678 件，較上年減少 16 件或 0.3%；若加計跨類別案件合計 4,815 件，則減少 50 件或 1.0%，主因受

II . Business Performance

1. Overall Business Performance Analysis

The business performance of CGA was divided by case characteristics, into such 10 categories as “Seizure of Guns, Ammunition and Knives”, “Seizure of Narcotics”, “Seizure of Smuggling Agricultural, Forestry, Fishery and Livestock Products and Other Goods”, “Seizure of Illegal Entry/Exit”, “Seizure of Human Trafficking”, “Seizure of Projects about Economic Crimes”, “Banning about Illegal Trespass Fishing”, “Maintaining Marine and Coastal Resources”, “Disaster Rescues and Service Works” and “Other Business Performance”. In this section, the number of overall business performance cases and the number of suspects will be first analyzed, and each category of business performance will be analyzed in next section.

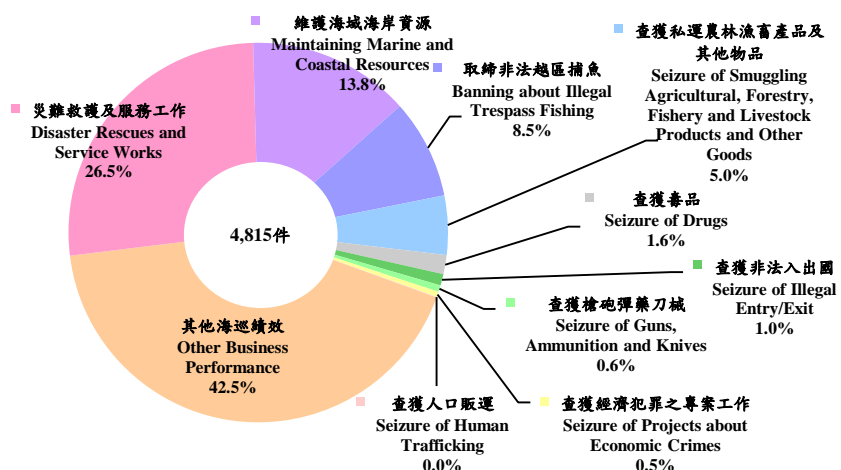
1.1 Statistics of Performance Cases

1.1.1 Structure and changes of performance cases

There were total 4,678 business performance cases of CGA in 2022, decreased by 16 cases or 0.3% comparing with last year; if cross-categories cases were counted, the total

圖 2.1 111 年各類業務績效案件結構

Figure 2.1 2022 Structure of Business Performance Cases



查獲私運農林漁畜產品及其他物品增加 124 件、取締非法越區捕魚減少 100 件及查獲經濟犯罪之專案工作減少 79 件交互影響所致。若依案件類別觀察，受處理違反船舶及漁業管理案件 961 件、護漁及經濟海域巡護作業 378 件、取締越界非捕魚船舶 184 件影響，以其他海巡績效達 2,046 件居首，占 42.5%；災難救護及服務工作 1,277 件次之，占 26.5%；維護海域海岸資源 666 件居第三，占 13.8%。

2.機關績效案件數統計

本署下轄八大分署，因派出單位之業務特性及轄區地境線不同，致查處成效亦略有差異，以下依納編岸巡隊、海巡隊及查緝隊等各分署觀察：

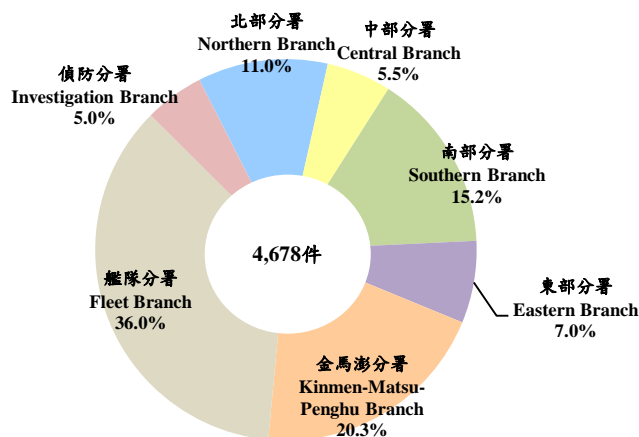
number of cases was 4,815, decreased by 50 cases or 1.0%, mainly due to Seizure of Smuggling Agricultural, Forestry, Fishery and Livestock Products and Other Goods increased by 124 cases, Banning about Illegal Trespass Fishing, and Seizure of Projects about Economic Crimes decreased by 100 cases and 79 cases respectively. To make an observation by category, among total business performance, Other Business Performance with 2,046 cases was the most, accounting for 42.5%, due to the influence of 961 Dealing with Violation of Vessel and Fishery Management Cases, 378 Fishing Rights Protection and Exclusive Economic Zone Patrol cases, and 184 Banning Trespass Non-Fishing Vessels cases; the next was Disaster Rescues and Service Works with 1,277 cases, accounting for 26.5%; the third was Maintaining Marine and Coastal Resources with 666 cases, accounting for 13.8%.

1.1.2 The statistics of performance cases by sector

CGA has eight branches, and due to the different business characteristics of the dispatched units and the different boundary areas of the jurisdictions, the effectiveness of the investigations was slightly different. The following is to make an observation by each branch where Coastal Patrol Corps, Offshore Flotilla, and Reconnaissance Brigade are included:

圖 2.2 111 年業務績效案件數統計—機關別

Figure 2.2 2022 The Statistics of Business Performance Cases—by Sector



納編岸巡隊者計有北部、中部、南部、東部及金馬澎分署，111 年業務績效總案件數計 2,759 件，若加計跨類別案件合計 2,772 件，較上年增加 180 件或 6.9%，查處類別以處理違反船舶及漁業管理案件為主之其他海巡績效居第一，占 46.2%、災難救護及服務工作居第二，占 26.2%、維護海域海岸資源居第三，占 20.2%。

納編海巡隊者為艦隊分署，111 年計 1,683 件，若加計跨類別案件合計 1,800 件，較上年減少 253 件或 12.3%，查處類別以護漁及經濟海域巡護及取締越界非捕魚船舶為主之其他海巡績效(占 40.9%)、災難救護及服務工作(30.1%) 及取締非法越區捕魚(22.0%)居前三位。

納編查緝隊者為偵防分署，111 年計 236 件，若加計跨類別案件合計 243 件，較上年增加 23 件或 10.5%，查處類別則依序以查獲私運農林漁畜產品及其他物品(占 31.3%)、查獲毒品(29.6%)、查獲非法入出國(15.2%)、查獲失聯移工案件為主之其他海巡績效(11.1%)、查獲槍砲彈藥刀械(7.0%)等犯罪偵防案件為主。

Coastal Patrol Corps was included in Northern, Central, Southern, Eastern, and Kinmen-Matsu-Penghu Branches. In 2022, total number of business performance cases was 2,759, if cross-categories cases were counted, the total number of cases was 2,772, increased by 180 cases or 6.9% comparing with last year. As for the seizure category, Other Business Performance, among which Violation of Vessel and Fishery Management Cases was the main category, ranked the 1st, accounting for 46.2%; Disaster Rescues and Service Works as the second, accounting for 26.2% and Maintaining Marine and Coastal Resources as the third, accounting for 20.2%.

Fleet Branch including the Offshore Flotilla seized 1,683 cases in 2022, if cross-categories cases were counted, the total number of cases was 1,800, decreased by 253 cases or 12.3% comparing with last year. As for the seizure category, Other Business Performance, among which Fishing Rights Protection and Exclusive Economic Zone Patrol, and Banning Trespass Non-Fishing Vessels were the main type (accounting for 40.9%), Disaster Rescues and Service Works (30.1%), Banning about Illegal Trespass Fishing (22.0%) were the top three.

Investigation Branch including the Reconnaissance Brigade seized 236 cases in 2022, if cross-categories cases were counted, the total number of cases was 243, increased by 23 cases or 10.5% comparing with last year. The main seizure categories were crime investigation cases such as Seizure of Smuggling Agricultural, Forestry, Fishery and Livestock Products and Other Goods (accounting for 31.3%), Seizure of Narcotics (29.6%), Seizure of Illegal Entry/Exit (15.2%), Other Business Performance, among which Seizure of Undocumented Migrant Worker Cases was the main category (11.1%), and Seizure of Guns, Ammunition and Knives (7.0%) in turn.

3.績效案件查獲處理區域

若將查獲處理區域分為海域、岸際、港口、河道、內陸和機場等 6 個區域，111 年查獲處理區域主要集中於港口(占 39.8%)、海域(34.2%)、岸際(21.2%)、內陸(4.4%) 4 個區域。若以縣市別觀察，金門、連江、澎湖等三個離島縣市合計查獲 1,444 件，占 30.9%；臺灣本島則以屏東縣查獲處理 510 件最多，占 10.9%，高雄市 436 件，占 9.3%次之，新北市 435 件，占 9.3%再次之。

(二) 查獲嫌犯人數統計

1.查獲嫌犯性別與國籍

111 年本署業務績效查獲總嫌犯 2,376 人，較上年減少 19 人。若依嫌犯國籍觀察，本國籍嫌犯

1.1.3 Seized area for performance cases

If the seized areas are divided into six areas as sea, coast, port, waterway, inland and airport; in 2022, the mainly seized areas were four as port accounting for 39.8%, sea accounting for 34.2%, coast accounting for 21.2%, and inland accounting for 4.4% in turn. If an observation is made by county/city, there were 1,444 seized cases in three counties as Kinmen, Lienchiang, and Penghu in offshore islands of Taiwan, accounting for 30.9%. In Taiwan Island, there were 510 seized cases in Pingtung County as the top one, accounting for 10.9%, 436 seized cases in Kaohsiung City as the second, accounting for 9.3%, and 435 seized cases in New Taipei City as the third, accounting for 9.3%.

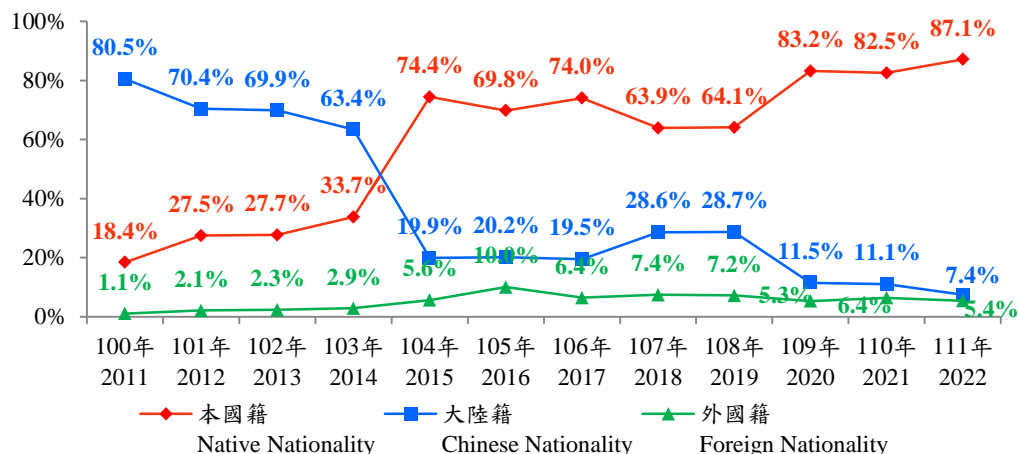
1.2 Statistics of the Suspects Seized

1.2.1 The suspects seized by sex and nationality

There was total 2,376 suspects seized for business performance of CGA in 2022, with a decrease of 19 persons, comparing with last year. If an observation is made by nationality, there were 2,070 natives, accounting for 87.1%,

圖 2.3 歷年業務績效案件嫌犯統計—按國籍分

Figure 2.3 The Statistics of Suspects for Business Performance for Years —by Nationality



2,070 人，占 87.1%；大陸籍 177 人，占 7.4%；外國籍 129 人，占 5.4%。若以性別觀察，男性 2,298 人，占 96.7%；女性 78 人，則僅占 3.3%。

2. 查獲嫌犯按年齡及教育程度分

111 年查獲之嫌犯中，逾七成三集中於 40 歲以上年齡者；30 歲至未滿 40 歲者亦占 16.0%。若依其教育程度觀察，不識字（含不詳）者達 1,369 人最多，占 57.6%；高中（職）程度者 450 人次之，占 18.9%；國

177 Chinese suspects, accounting for 7.4%, and 129 foreigners, accounting for 5.4%. If an observation is made by sex, 2,298 persons were male, accounting for 96.7%, and 78 persons were female, accounting for 3.3% only.

1.2.2 The suspects seized by age and education

Among the suspects seized in 2022, most were 40 years old and over, accounting for 73.5%; those who 30 ~ 39 years old were accounting for 16.0%. If an observation is made by education, 1,369 persons of illiterate (including unknown) were the most, accounting for 57.6%; 450 persons graduated from senior (vocational) high school ranked the second, accounting for 18.9%; 260 persons graduated from junior (vocational) high school, accounting for 10.9%

圖 2.4 111 年查獲業務績效案件嫌犯統計—按年齡分

Figure 2.4 2022 The Statistics of Suspects for Business Performance — by Age

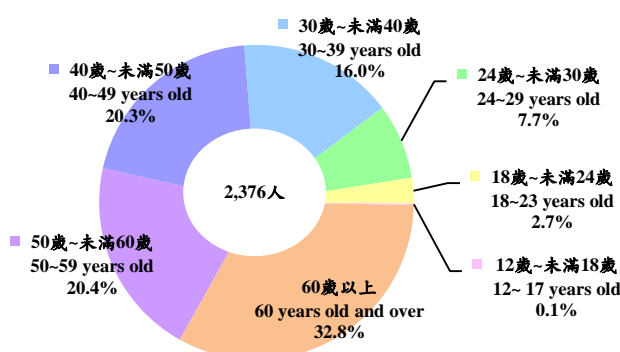
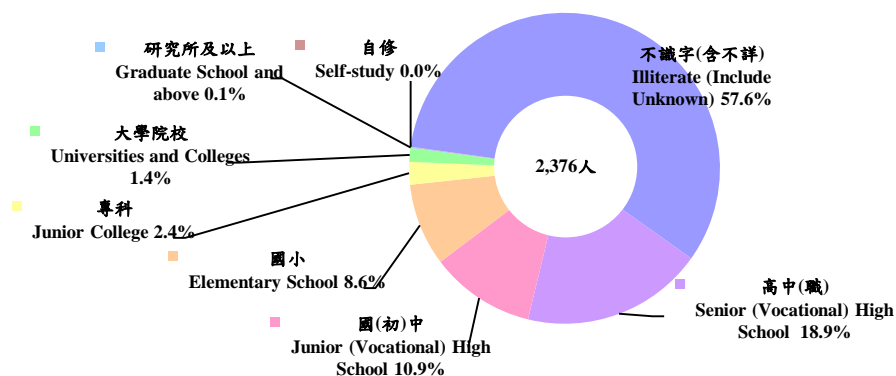


圖 2.5 111 年查獲業務績效案件嫌犯統計—按教育程度分

Figure 2.5 2022 The Statistics of Suspects for Business Performance — by Education



(初)中及國小程度者分別為 260 及 204 人，居第三、第四，分占 10.9% 及 8.6%。各案件類別中，查獲槍砲彈藥刀械、查獲毒品及查獲私運農林漁畜產品及其他物品之嫌犯以國(初)中及高中(職)程度者居多；查獲非法入出國及查獲人口販運之嫌犯以高中(職)程度者居多；查獲經濟犯罪之專案工作之嫌犯屬專科及高中(職)程度者；取締非法越區捕魚、維護海域海岸資源及其他海巡績效之嫌犯則均以不識字(含不詳)者居多。

3.查獲嫌犯按職業分

111 年查獲之嫌犯中，以從事農林漁牧業生產人員 1,876 人最多，占七成九。各案件類別中，查獲槍砲彈藥刀械、查獲毒品之嫌犯以無職者最多；查獲非法入出國之嫌犯以服務及銷售工作人員最多；查獲人口販運之嫌犯屬技藝有關之工作人員；查獲經濟犯罪之專案工作之嫌犯為服務及銷售工作人員與其他職業者；餘各類嫌犯多以從事農林漁牧業生產人員為主。

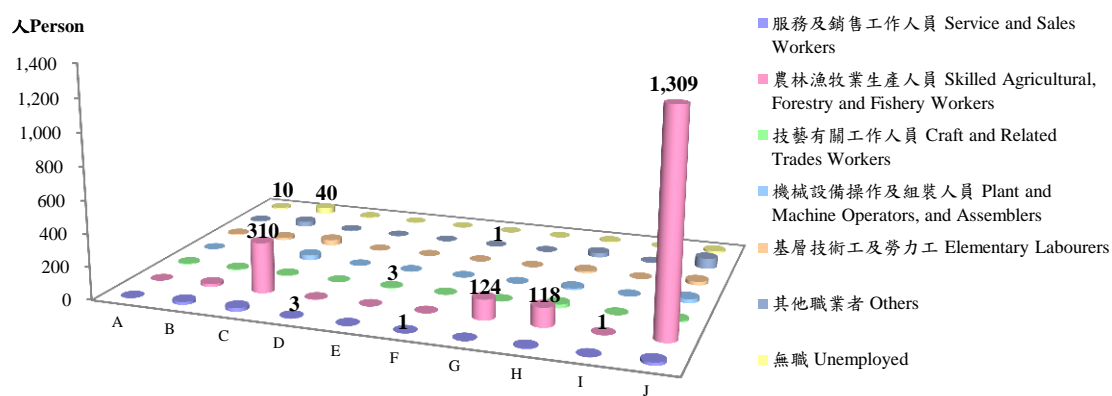
and 204 persons from elementary school, accounting for 8.6%, ranked 3rd and 4th respectively. In terms of case category, the suspects of Seizure of Guns, Ammunition and Knives, Seizure of Narcotics and Seizure of Smuggling Agricultural, Forestry, Fishery and Livestock Products and Other Goods most were graduated from junior (vocational) high school and senior (vocational) high school; the suspects of Seizure of Illegal Entry/Exit, Seizure of Human Trafficking most were graduated from senior (vocational) high school; the suspects of Seizure of Projects about Economic Crimes were graduated from Junior College and senior (vocational) high school; the suspects of Banning about Illegal Trespass Fishing, Maintaining Marine and Coastal Resources and Other Business Performance most were illiterate (including unknown).

1.2.3 The suspects seized by occupation

Among the suspects seized in 2022, most were Skilled Agricultural, Forestry and Fishery Workers of 1,876 persons, accounting for 79.0%. In terms of case category, most suspects of Seizure of Guns, Ammunition and Knives and Seizure of Narcotics were Unemployed; most suspects of Seizure of Illegal Entry/Exit were Service and Sales Workers; the suspects of Seizure of Human Trafficking were Craft and Related Trades Workers; the suspects of Seizure of Projects about Economic Crimes were Service and Sales Workers and Others; most suspects of remained seized case were Skilled Agricultural, Forestry, and Fishery Workers.

圖 2.6 111 年各類別業務績效案件嫌犯統計—按職業分

Figure 2.6 2022 The Statistics of Suspects for Business Performance — by Occupation



- A：查獲槍砲彈藥刀械 Seizure of Guns, Ammunition and Knives
 B：查獲毒品 Seizure of Narcotics
 C：查獲私運農林漁畜產品及其他物品 Seizure of Smuggling Agricultural, Forestry, Fishery and Livestock Products and Other Goods
 D：查獲非法入出國 Seizure of Illegal Entry/Exit
 E：查獲人口販運 Seizure of Human Trafficking
 F：查獲經濟犯罪之專案工作 Seizure of Projects about Economic Crimes
 G：取締非法越區捕魚 Banning about Illegal Trespass Fishing
 H：維護海域海岸資源 Maintaining Marine and Coastal Resources
 I：災難救護及服務工作 Disaster Rescues and Service Works
 J：其他海巡績效 Other Business Performance

二、 主要案件類別分析

(一) 查獲槍砲彈藥刀械統計

111 年查獲槍砲彈藥刀械 27 件，較上年減少 8 件或 22.9%，其中查獲槍砲 49 枝，增加 3 枝或 6.5%；彈藥 1,462 顆，增加 1,004 顆或 2.2 倍。查獲機關以偵防分署查獲 17 件最多，占 63.0%；艦隊分署 6 件次之，占 22.2%；北部及東部分署各 2 件並列第三，分占 7.4%。另查獲區域以內陸為主，占 74.1%。

若依查獲縣市觀察，查獲槍枝以臺南市 10 枝最多，新北市 8 枝第二，高雄市 7 枝居第三。另查獲彈類亦以臺南市 794 顆最多，高雄市 341 顆次之，新北市 75 顆居再次之。

2. Analysis of Major Case Categories

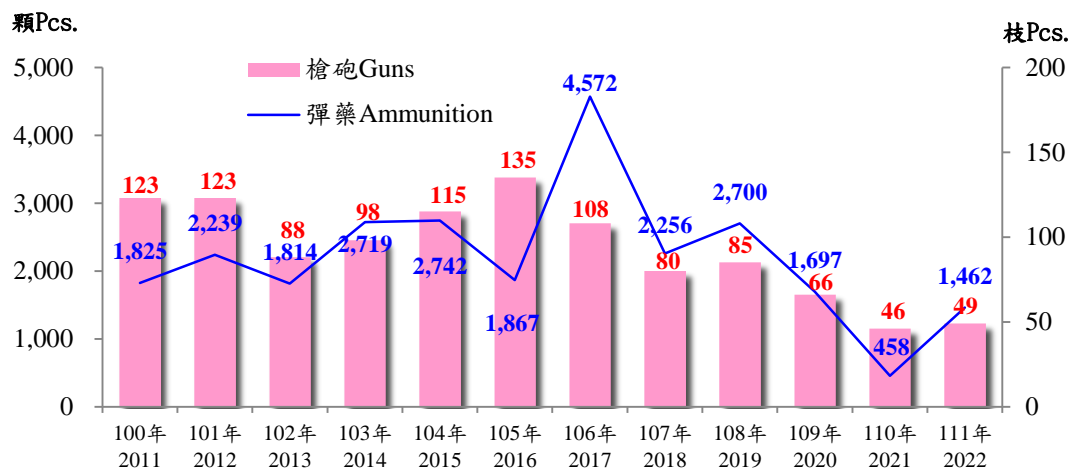
2.1 The Statistics of Guns, Ammunition and Knives Seized

The number of Guns, Ammunition and Knives Seized in 2022 was 27 cases, decreased by 8 cases or 22.9% comparing with last year, among which 49 guns were seized with an increase of 3 pieces or 6.5%; 1,462 pieces of ammunition were seized with an increase of 1,004 pieces or 219.2%. By seized sector, the Investigation Branch seized 17 cases as the most, accounting for 63.0%; the Fleet Branch seized 6 cases as the second, accounting for 22.2%; the Northern Branch and the Eastern Branch respectively seized 2 cases as the third, accounting for 7.4%. As for the areas where the Guns, Ammunition and Knives Seized, inland was the most, accounting for 74.1%.

If an observation is made by county/city, there were 10 pieces of guns seized in Tainan City as the most, 8 pieces seized in New Taipei City as the second, and 7 pieces seized in Kaohsiung City as the third. In addition, in term of ammunition seized, there were 794 pieces seized in Tainan City as the most, 341 pieces seized in Kaohsiung City as the second and 75 pieces seized in New Taipei City as the third.

圖 2.7 歷年查獲槍砲彈藥統計

Figure 2.7 The Statistics of Guns and Ammunition Seized for Years



(二) 查獲毒品統計

111 年查獲毒品 78 件、8,182.5 公斤，其中第三級毒品查獲量 4,084.4 公斤居首，占 49.9%，以查獲愷他命為主；第四級毒品查獲 3,774.5 公斤居第二，占 46.1%，主要為查獲三級丁氧羰基去甲基愷他命、二溴四甲基苯丙酮，分占 66.7% 及 33.2%；第二級毒品查獲 198.8 公斤居第三，占 2.4%，九成二為安非他命；第一級毒品查獲量 124.8 公斤居第四，占 1.5%，全屬海洛因。另 111 年經警政署認列之製毒工廠計 1 座，位於新北市。

與上年比較，查獲案件數減少 5 件或 6.0%，查獲量增加 3,964.9 公斤或 94.0%，其中第四級毒品增加 3,174.6 公斤或 5.3 倍；第三級毒品增加 3,023.1 公斤或 2.8 倍；第二級毒品減少 1,354.3 公斤或 87.2%；第一級毒品減少 878.6 公斤或 87.6%。

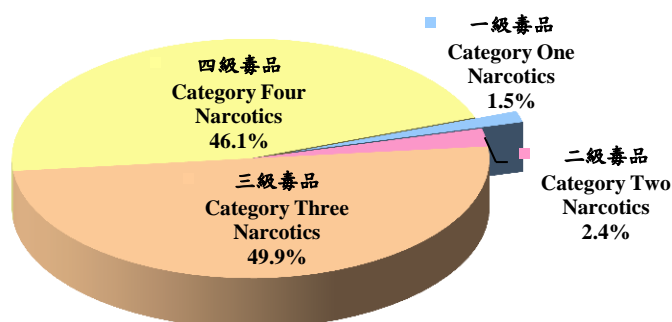
2.2 The Statistics of Narcotics Seized

78 cases and 8,182.5 kg of narcotics were seized in 2022, among which 4,084.4 kg of Category Three Narcotics were seized, accounting for 49.9% as the most, among which Ketamine as the major; 3,774.5 kg of Category Four Narcotics were seized, accounting for 46.1% as the second, among which N-Boc-Norketamine and 2-Bromo-4-Methylpropionophenone as the major, accounting for 66.7% and 33.2% respectively; 198.8 kg of Category Two Narcotics were seized, accounting for 2.4% as the third, among which Amphetamine accounted for 91.5%; 124.8 kg of Category One Narcotics were seized, and all of which were Heroin, accounting for 1.5% as the Fourth. In addition, 1 narcotics manufacturing factory listed by National Police Agency was situated in New Taipei City.

Comparing with last year, the number of seized cases decreased by 5 cases or 6.0%, and the seized number of narcotics increased by 3,964.9 kg or 94.0%. Among which Category Four Narcotics increased by 3,174.6 kg, with an increase rate of 529.2%. Category Three Narcotics increased by 3,023.1kg, with an increase rate of 284.9%. Category Two Narcotics decreased by 1,354.3 kg, with a decrease rate of 87.2%. Category One Narcotics decreased by 878.6 kg, with a decrease rate of 87.6%.

圖 2.8 111 年查獲毒品數量結構統計

Figure 2.8 2022 The Statistics of Narcotics Seized Structure

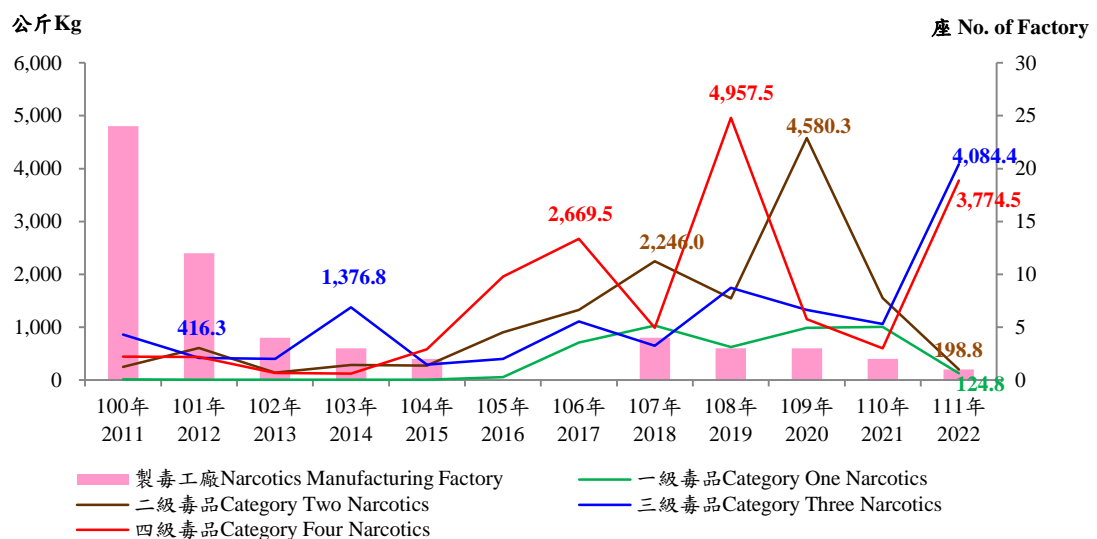


依查獲機關觀察，依序集中於偵防分署 72 件(占 92.3%)、艦隊分署 4 件(占 5.1%)、南部及金馬澎分署各 1 件(分占 1.3%)。另查獲區域集中於內陸地區，占 75.6%。若依查獲縣市觀察毒品查獲量，查獲量逾 500 公斤者，依序為澎湖縣(3,497.0 公斤)、新北市(2,006.2 公斤)，屏東縣(952.2 公斤)及基隆市(709.8 公斤)，合占 87.6%。

To make an observation by seized sector, the mainly seized as the Investigation Branch 72 cases (92.3%), the Fleet Branch 4 cases (5.1%), Southern Branch and Kinmen-Matsu-Penghu Branch 1 cases respectively (1.3% respectively) were in turn. As for the areas where the Narcotics Seized, inland was the most, accounting for 75.6%. To make an observation on seized number of narcotics by county/city, where the seized quantity was over 500 kg, Penghu County (3,497.0 kg), New Taipei City (2,006.2 kg), Pingtung County (952.2 kg), and Keelung City (709.8kg) were in turn, together accounting for 87.6%.

圖 2.9 歷年查獲毒品統計

Figure 2.9 The Statistics of Narcotics Seized for Years



(三) 查獲私運農林漁畜產品及其他物品統計

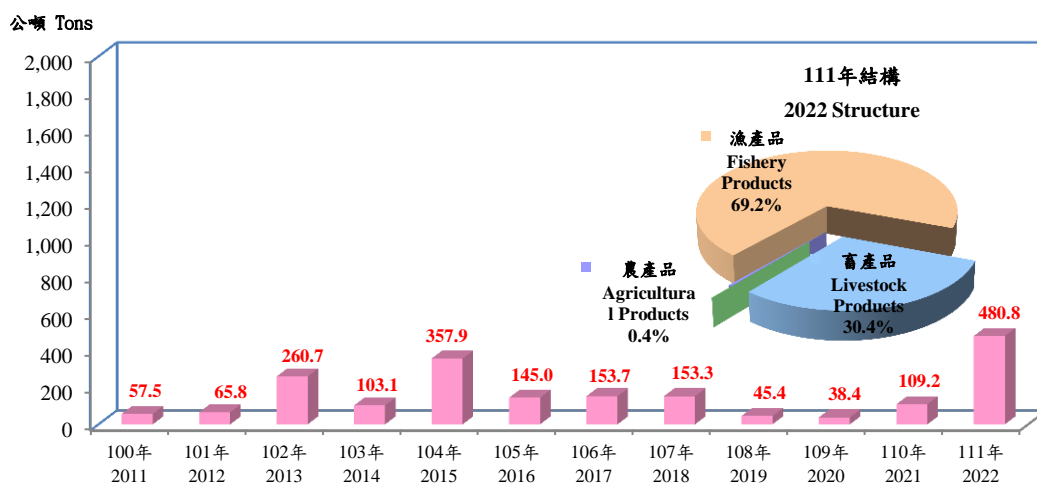
111 年查獲私運農林漁畜產品及其他物品 243 件，較上年增加 124 件或 1.0 倍。查獲機關以金馬澎分署查獲 116 件最多，占 47.7%；偵防分署 76 件次之，占 31.3%；北部分署 34 件居第三，占 14.0%。查獲區域約八成集中於港口。另依走私來源地及來源管道觀察，若剔除不明地區及不明管道後，分以來自臺閩地區 177 件及利用船舶走私 183 件為主。茲依查獲項目分述如下：

2.3 The Statistics of Smuggling Agricultural, Forestry, Fishery and Livestock Products and Other Goods Seized

In 2022, there were 243 cases of Seizure of Smuggling Agricultural, Forestry, Fishery and Livestock Products and Other Goods, more 124 cases or 104.2% than last year. By seized sector, the Kinmen-Matsu-Penghu seized 116 cases as the most, accounting for 47.7%; the Investigation Branch seized 76 cases as the second, accounting for 31.3%; the Northern Branch seized 34 cases as the third, accounting for 14.0%. As for the seized areas, port was the major, accounting for 79.8%. In addition, according to the source of smuggling and the source of channels, it is observed that if unknown area and unknown channel were excluded, 177 cases from Taiwan-Fukien Area and 183 cases smuggling by the vessel were the major respectively. The analysis is described by seized items as follows:

圖 2.10 歷年查獲農林漁畜產品數量統計

Figure 2.10 The Statistics of Agricultural, Forestry, Fishery and Livestock Products Seized for Years



1. 農林漁畜產品

111 年查獲農林漁畜產品計 171 案、480.8 公噸，較上年增加 128 件、371.6 公噸。其中，漁產品查獲 332.6 公噸，增加 307.3 公噸，主因第九岸巡隊、連江查緝隊及第二岸巡隊查獲本國籍船舶私運龍蝦出港案計 150 件、295.1 公噸所致；畜產品查獲 146.3 公噸，較上年增加 90.1 公噸，全數為走私牛內臟；農產品查獲 1.9 公噸，減少 25.8 公噸，以走私中國大陸香菇為主。

2. 其他私運物品

查獲其他私運物品主要含走私菸、酒及其他走私物品等。111 年查獲走私菸計 10,393.0 千包，較上年減少 1,686.3 千包或 14.0%，其中以查獲大陸菸 5,815.7 千包居冠，占 56.0%，較上年增加 3,637.6 千包；外國菸 3,892.0 千包次之，占 37.4%，較上年則減少 5,910.7 千包；本國菸 685.3 千包，占 6.6%，較上年增加 586.8 千包。若依查獲縣市觀察，查獲前三大縣市依序為基隆市查獲 4,796.7 千包，澎湖縣 2,533.2 千包、南投縣 900.9 千包，合占 79.2%。

111 查獲走私酒 5,601 公升，較上年增加 5,591 公升或增 559.1 倍。

2.3.1 Agricultural, Forestry, Fishery and Livestock Products

In 2022, total 171 cases and 480.8 tons of the Agricultural, Forestry, Fishery and Livestock Products were seized, with an increase of 128 cases and 371.6 tons comparing with last year. Among which the seized number of fishery products was 332.6 tons, with an increase of 307.3 tons comparing with last year, mainly because the Coast Patrol Crops 9, Lienchiang Reconnaissance Brigade, and Coast Patrol Crops 2 seized 150 cases of lobsters with 295.1 tons smuggled out of the port by domestic vessels; as for the livestock products, the seized number was 146.3 tons, with an increase of 90.1 tons, all of which were beef entrails. The seized number of agriculture products was 1.9 tons, among which most were mushrooms smuggled from mainland China, with a decrease of 25.8 tons.

2.3.2 Other Smuggling Goods

The other smuggling goods mainly included tobacco, alcohol, and other goods. In 2022, there were 10,393,041 packs of smuggling tobacco seized. Comparing with last year, the number was decreased by 1,686,256 packs or 14.0%, among which 5,815,747 packs of Chinese tobacco were seized as the most, accounting for 56.0%, with an increase of 3,637,634 packs, comparing with last year. 3,891,968 packs of foreign tobacco were seized as the second, accounting for 37.4%, with a decrease of 5,910,718 packs. 685,326 packs of domestic tobacco were seized, accounting for 6.6%, with an increase of 586,828 packs. If an observation is made by county/city, 4,796,748 packs were seized in Keelung City, following by 2,533,162 packs seized in Penghu County and 900,855 pack seized in Nantou County in turn, together accounting for 79.2%.

In 2022, the total number of smuggling alcohols were 5,601 liters, with an increase of 5,591 liters or 55,907.7% comparing with last year. Among which, there were 4,413 liters of Foreign alcohol, accounting for 78.8%, with an increase

其中，外國酒查獲 4,413 公升，占 78.8%，增加 4,403 公升，大陸酒 1,188 公升，占 21.2%，增加 1,188 公升。查獲縣市則僅分布於金門縣(5,196 公升)、連江縣(297 公升)及新北市(108 公升)。

(四) 查獲非法入出國統計

111 年查獲非法入出國 47 件，嫌犯 6 人、偷渡犯 51 人，分別較上年增加 11 件、減少 2 人及 18 人。偷渡犯中以外國籍 44 人（含越南籍 41 人、菲律賓籍、印尼籍及緬甸籍各 1 人）居首，占 86.3%，較上年減少 11 人；大陸籍 5 人次之，占 9.8%，減少 9 人；本國籍 2 人再次之，占 3.9%，增加 2 人。

依查獲機關觀察，依序分別為偵防分署 37 件(占 78.7%)；艦隊分署 9 件(占 19.1%)；金馬澎分署 1 件(占 2.1%)。

of 4,403 liters, and 1,188 liters of Chinese alcohol accounting for 21.2%, with an increase of 1,188 liters. The seized countries/cites are only distributed in Kinmen County (5,196 liters), Lienchiang County (297 liters), and New Taipei City (108 liters).

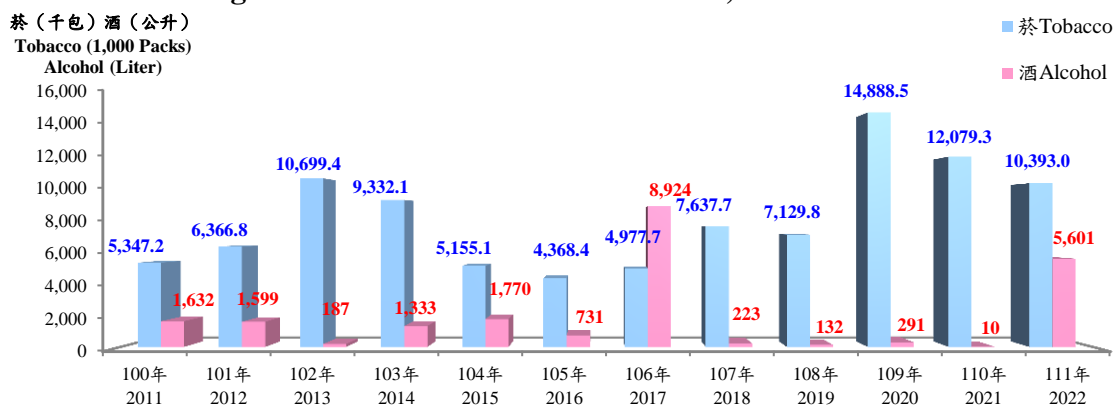
2.4 The Statistics of Illegal Entry/Exit Seized

In 2022, there were 47 Seizure of Illegal Entry/Exit cases, 6 suspects and 51 stowaways. Comparing with last year, 11 cases were increased, and 2 suspects and 18 stowaways were decreased respectively. Among stowaways, there were 44 foreigners (41 persons of Vietnamese nationality and 1 person respectively of Filipino nationality, Indonesian nationality, and Myanmar nationality included) as the most, accounting for 86.3%, with a decrease of 11 persons; 5 Chinese persons as the second, accounting for 9.8%, with a decrease of 9 persons; 2 natives as the third, accounting for 3.9%, with an increase of 2 persons

To observe by seized sector, the Investigation Branch seized 37 cases (78.7%), the Fleet Branch 9 seized cases (19.1%), and Kinmen-Matsu-Penghu Branch seized 1 case (2.1%) respectively.

圖 2.11 歷年菸、酒物品數量統計

Figure 2.11 The Statistics of Tobacco, Alcohol for Years



另依查獲區域與查獲縣市交叉分析，以內陸查獲 33 件居首，其中又以桃園市及臺中市(各 7 件)、南投縣(4 件)、雲林縣(3 件)居前三位；岸際查獲 11 件次之，主要以桃園市(4 件)、新竹市(2 件)為主；海域查獲 2 件再次之，分別為臺東縣及金門縣(各 1 件)。

(五) 查獲人口販運統計

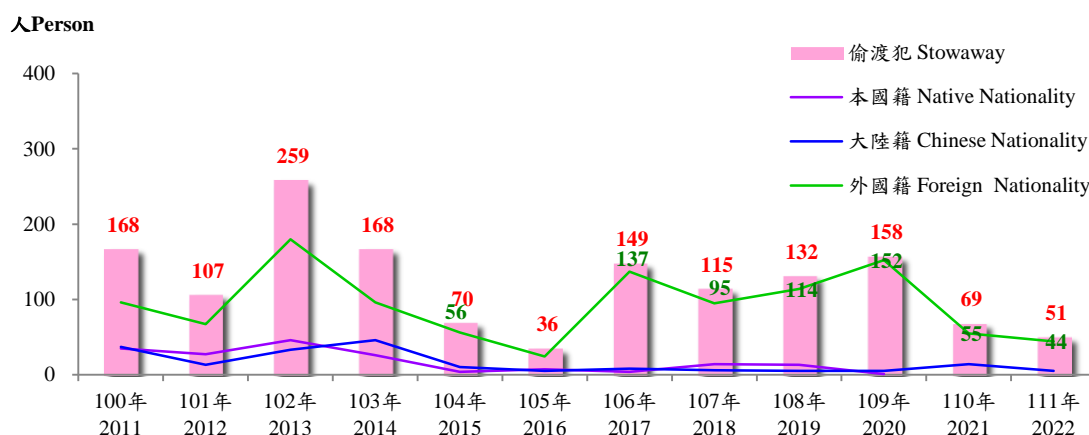
111 年查獲人口販運 2 件、嫌犯 3 人，分別較上年減少 2 件、4 人。救護被害人 2 人，亦較上年減少 13 人，均屬遭勞力剝削之越南籍男性。查獲處理區域與縣市，則分於臺中市清水區及雲林縣斗六鎮內陸查獲。

As for the cross analysis made on seized area and county/city, it showed inland of 33 cases as the most, which mainly in Taoyuan City and Taichung City (7 cases respectively), Nantou County (4 cases), Yunlin County (3 cases), as the top three; 11 cases were seized at coast as the second, mainly in Taoyuan City (4 cases), and Hsinchu City (2 cases); 2 cases were seized at sea as the third, distributing in Taitung County and Kinmen County (1 cases respectively).

2.5 The Statistics of Human Trafficking Seized

In 2022, there were 2 cases and 3 suspects of Human Trafficking Seized. Comparing with last year, 2 cases and 4 suspects decreased respectively. There were 2 rescued male victims of Vietnamese nationality under Labor Exploitation, with a decrease of 13 victims comparing with last year. As for the areas and counties/cities where the cases were seized for handle, they were at the inland of Qingshui Dist., Taichung City and Douliu Town, Yunlin County.

圖 2.12 歷年查獲偷渡犯人數統計
Figure 2.12 The Statistics of Stowaways Seized for Years



(六) 查獲經濟犯罪之專案工作統計

本署查獲經濟犯罪之專案工作包括查獲偽鈔、查獲仿冒盜版、查獲違反洗錢防制法及查獲偽劣禁藥等 4 種案件型態。111 年查獲經濟犯罪之專案工作 22 件，較上年減少 79 件，主因查獲偽劣禁藥案件減少 79 件所致。若依案件型態觀察，以查獲偽劣禁藥案件 21 件為大宗，占 95.5%；另查獲偽鈔案件 1 件，係國人偽造本國貨幣案。

2.6 The Statistics of Projects about Economic Crimes Seized

The Projects about Economic Crimes seized by CGA included four categories as Seizure of Counterfeit Currency Cases, Seizure of Counterfeits and Piracies Cases, Seizure of Violate the Money Laundering Control Act Cases, and Seizure of Counterfeit, Substandard and Banned Drugs. In 2022, there were 22 cases of Projects about Economic Crimes seized. Comparing with last year, 79 cases were decreased, mainly due to the decrease of 79 cases of Seizure of Counterfeit, Substandard and Banned Drugs. To make an observation by seized category, 21 cases of Seizure of Counterfeit, Substandard and Banned Drugs were the most, accounting for 95.5%. In addition, there was 1 Seizure Counterfeit Currency Case as the counterfeit native currency case by natives.

(七) 取締非法越區捕魚統計

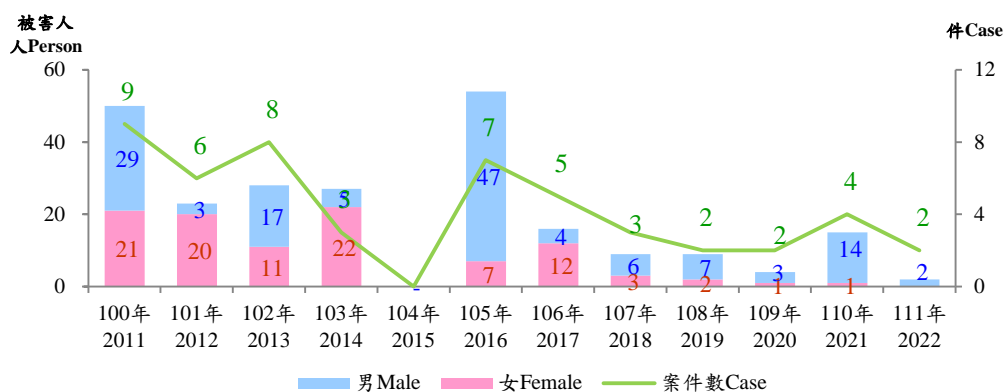
111 年本署持續超前部署並機動調派艦艇查緝中國大陸及外國籍漁船越界捕魚，且針對北方三島及金馬

2.7 The Statistics of Banning about Illegal Trespass Fishing

In 2022, CGA continuously deployed in advance and mobilized vessels to detect trespass fishing of mainland China and foreign fishing boats; and for the three northern islands, and the

圖 2.13 歷年查獲人口販運統計

Figure 2.13 The Statistics of Human Trafficking Seized for Years



澎等重點海域，結合守望、雷達及岸際巡邏三層監偵防線，並配合碧海艦艇前往辨識不明國籍目標，查察驅離違規越界作業船舶，有效維護海洋資源。

111 年取締非法越區捕魚計 407 件、1,362 艘，其中，扣留船隻 21 艘，以大陸籍漁船 20 艘為主，外國籍漁船僅越南籍 1 艘；驅離船隻 1,341 艘中，大陸籍漁船 1,271 艘，占 94.8%，外國籍漁船 70 艘，占 5.2%，皆為越南籍。與上年比較，取締非法越區捕魚案件數減少 100 件、船隻減少 514 艘，其中，扣留船隻及驅離船隻分別減少 8 艘及 506 艘。

若就查獲縣市觀察，扣留船隻中，主要集中於連江縣(7 艘)、澎湖縣(6 艘)及金門縣(5 艘)，合計占 85.7%。驅離船隻中，逾百艘大陸籍者，依序為澎湖縣(332 艘)、金門縣(205 艘)、新北市(197 艘)、苗栗縣(115 艘)及桃園市(113 艘)，合計占大陸籍船數 75.7%；至外國籍(越南籍)則皆在隸屬高雄市之東、南沙海域。

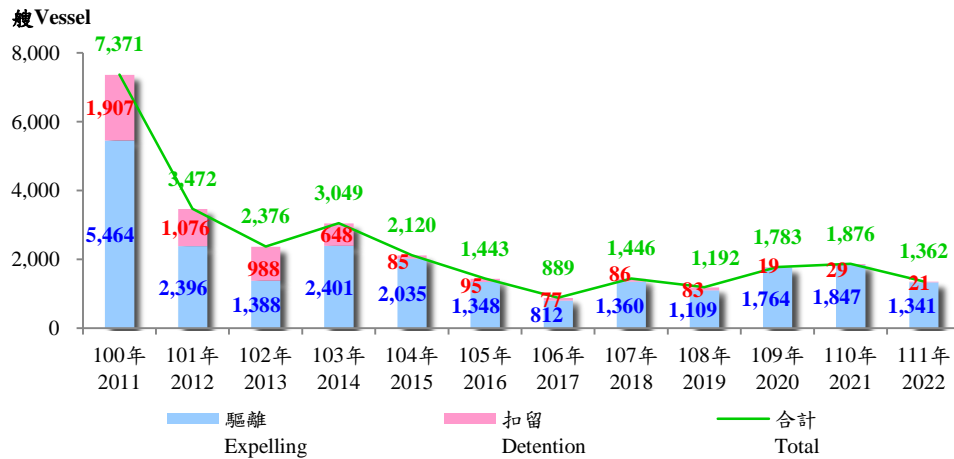
key sea areas such as Kinmen, Matsu and Penghu, CGA combined the three-layer surveillance and detection line of watch, radar and shore patrol, and cooperated with Bihai Ship to identify targets of unknown nationality, investigating and expelling illegal vessels engaged in illegal and trespassing operations to effectively safeguard marine resources.

In 2022, there were 1,362 vessels seized in 407 Banning about Illegal Trespass Fishing cases. Among 21 Detention vessels, most were Chinese nationality of 20 vessels and only 1 Foreign vessel which was Vietnamese nationality. Among 1,341 Expelling vessels, most were Chinese nationality of 1,271 vessels, accounting for 94.8%, and the next were Foreign nationality of 70 vessels, accounting for 5.2%, all Vietnamese nationality. Comparing with last year, 100 Banning about Illegal Trespass Fishing cases and 514 banned vessels were decreased respectively. Among which, 8 Detention vessels and 506 Expelling vessels were decreased respectively.

If an observation is made by county/city, for Detention vessels, there were 7 vessels banned in Lienchiang County, 6 vessels in Penghu County, and 5 vessels in Kinmen County respectively, together accounting for 85.7%. As for the city/county, in which the number of Expelling Chinese nationality vessels was more than 100 that Penghu County (332 vessels), Kinmen County (205 vessels), New Taipei City (197 vessels), Miaoli County (115 vessels) and Taoyuan City (113 vessels) were in turn, together accounting for 75.7%; and the Expelling Foreign (Vietnamese) nationality vessels were all in Dongsha and Nansha sea area of Kaohsiung City.

圖 2.14 歷年取締非法越區捕魚船隻數統計

Figure 2.14 The Statistics of Banning about Illegal Trespass Fishing of Vessels for Years



(八) 維護海域海岸資源統計

111 年維護海域海岸資源 666 件、查獲嫌犯 202 人，與上年比較，分別減少 45 件，7 人。若加計跨類別案件統計，案件數合計 668 件，較上年減少 44 件，主因處理保育類野生動物屍體減少 58 件所致。

若依案件型態觀察，以處理保育類野生動物屍體 337 件為大宗，占 50.4%；餘依序為拯救保育類野生動物 98 件(14.7%)、其他維護海域海岸資源統計 94 件(14.1%)、非法捕魚 80 件(12.0%)、處理海洋（岸）污染 57 件(8.5%)、盜採砂石伐木 2 件(0.3%)。

依查獲機關觀察，以北部及金馬澎分署均查獲 157 件居冠，分占 23.6%，東部分署 109 件次之，占 16.4%。另查獲區域以岸際占

2.8 The Statistics of Maintaining Marine and Coastal Resources

In 2022, there were 202 suspects seized in 666 cases of Maintaining Marine and Coastal Resources. Comparing with last year, 45 cases and 7 suspects were decreased respectively. If cross-categories cases were counted, the total number of cases was 668, decreased by 44 cases comparing with last year, mainly due to the decrease of 58 cases of Handling of Conserved Wildlife Remains.

To make an observation by seized category, 337 cases of Handle of Conserved Wildlife Remains were the most, accounting for 50.4%, following by 98 cases of Rescue of Conserved Wildlife (14.7%), 94 cases of The Statistics of Other Maintenance about Marine and Coastal Resources (14.1%), 80 cases of Illegal Fishing (12.0%), 57 cases of Handling of Marine/Coastal Pollution (8.5%), and 2 cases of Illegal Mining of Sand/Gravel and Logging (0.3%) in turn.

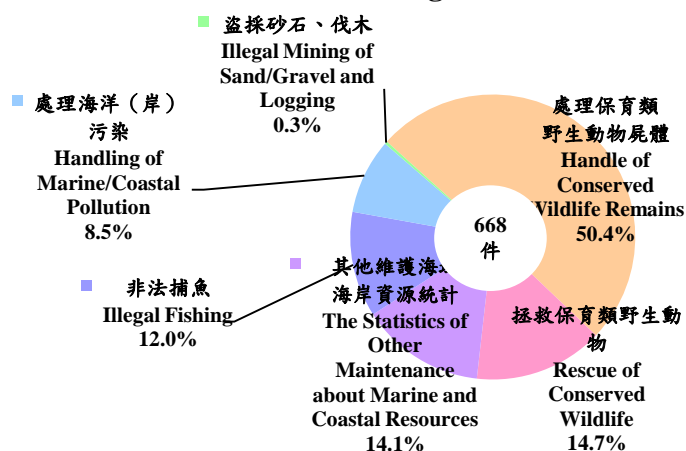
To observe by seized sector, the Northern Branch and Kinmen-Matsu-Penghu Branch both seized 157 cases respectively as the most, accounting for 23.6%, and the Eastern Branch seized 109 cases as the second, accounting for 16.4%. In terms of seized area, the top three were coast accounting for 59.3%, sea accounting for 21.6%,

59.3%、海域占 21.6%、港口占 17.3% 居前三名。查獲縣市中，以澎湖縣 101 件居冠，臺東縣 84 件及新北市 76 件分居第二、三位，案件類型則均以處理保育類野生動物屍體案件為主。

and port accounting for 17.3% respectively. As for county/city, 101 seized cases in Penghu County were the top, 84 seized cases in Taitung County and 76 seized cases in New Taipei City ranked 2nd and 3rd, among which Handle of Conserved Wildlife Remains was the major.

圖 2.15 111 年維護海域海岸資源統計

Figure 2.15 2022 The Statistics of Maintaining Marine and Coastal Resources



(九) 災難救護及服務工作統計

2.9 The Statistics of Disaster Rescues and Service Works

111 年執行災難救護及服務工作計 1,277 件，包含救難、救生、其他災難救護及服務工作等 3 類，其中「救難」係船舶因天災、機器故障、碰撞、漏水、擱淺、失火或絞擺等原因而致船舶、船員、旅客遭難有立即性危險，由本署派遣人、船、航空器或機具設備參與救援行動者。「救生」係指因人員落水或因從事有關水上作業、活動而受傷、生病，有致命之危險，由本署參與救援行動者。「其他災難救護及服務工作」則指由本署處理非屬救難、救生之其他災難救護

In 2022, there were 1,277 cases of Disaster Rescues and Service Works, including three categories as Rescue, LifeSaving, and Other Disaster Rescues and Service Works, among which “Rescue” refer to vessels, crew, and passengers at stake with immediate danger due to the causes as casualty, engine breakdown, collision, leakage, stranded, fired and propeller twist that CGA dispatches staff, ships, aircrafts or other machinery equipment to participate in the rescue operations. “LifeSaving” refers to persons who fell into the water, injured, or ill due to engaging the water work or behavior, with fatal risk that CGA participate in the rescue. As for “Other Disaster Rescues and Service Works”, refer to other disaster rescues and service works which cannot be classified to subclasses of Rescue and Lifesaving, including Handling (Salvage) of Corpses, Handling of Maritime Disputes, Guard Services of Vessel in Distress, Medical Evacuation Services of Emergent

及為民服務等工作，包含處理（打撈）大體、處理海事糾紛案件、遇險船舶戒護服務、外離島緊急傷病醫療後送服務、旅客疏運及物資救援服務、岸際急難事件救援服務、海（水）上活動安全維護服務及其他等服務工作。茲分述如下：

1. 救難統計

111 年救難案件 87 件、遭難船舶 89 艘、遭難人數 423 人，分別較上年減少 34 件、34 艘及增加 58 人。若依事故處理區域觀察，依序以海域、港口及岸際居前三位，其中海域救難案件 61 件（占 70.1%），遭難船舶 62 艘，遭難人數 362 人，較上年減少 22 件、21 艘及增加 77 人；港口 15 件（17.2%）、16 艘、30 人，則較上年減少 8 件、9 艘及 9 人。岸際 10 件（占 11.5%）、10 艘、30 人，則較上年減少 5 件、5 艘及 11 人。

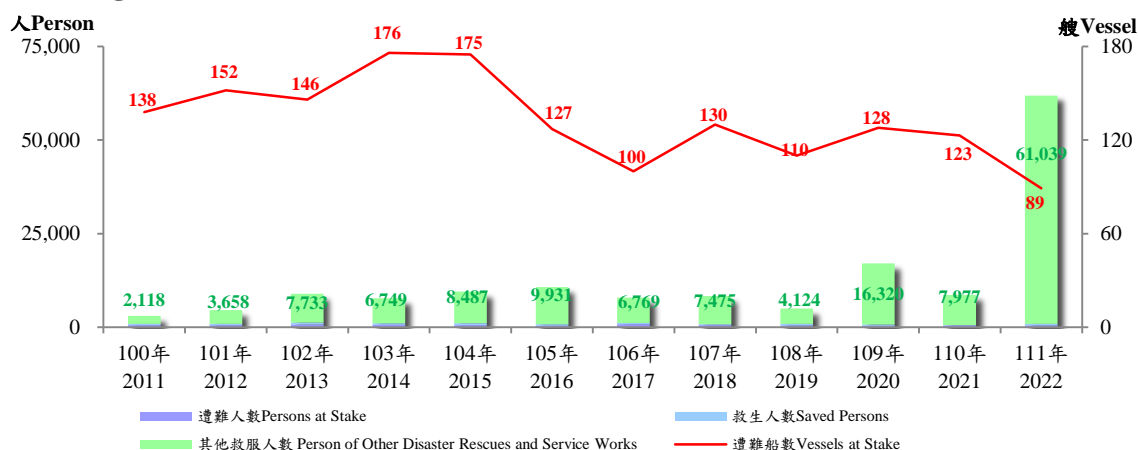
Injured and Patients in Outlying Islands and Offshore Islands, Passenger Transportation Managements and Material Relief Services, Rescue Services of Coastal Emergency, Safety Maintenances of Maritime Activities (Water Sports), and Others service works. They are described respectively as follows:

2.9.1 Rescue Statistics

In 2022, there were 87 rescue cases, 89 vessels at stake, and 423 persons at stake. Comparing with last year, 34 cases and 34 vessels were decreased, and 58 persons were increased respectively. To make an observation by incident handling areas, the top three were sea, port and coast in order, where 61 rescue cases (accounting for 70.1%), 62 vessels at stake, and 362 persons at stake were at sea, with a decrease of 22 cases, 21 vessels, and an increase of 77 persons comparing with last year; 15 cases (17.2%), 16 vessels, and 30 persons were at port, with a decrease of 8 case, 9 vessels, and 9 persons. There were 10 cases (11.5%), 10 vessels, and 30 persons were at coast, with a decrease of 5 cases, 5 vessels, and 11 persons.

圖 2.16 歷年災難救護及服務工作統計

Figure 2.16 The Statistics of Disaster Rescues and Service Works for Years



111 年遭難船舶種類以漁業用之漁船、漁筏及舢舨合計 52 艘居多，占 58.4%。船舶事故原因以機器故障為主，占 37.1%，失火居次，占 19.1%，擱淺再次之，占 16.9%。另遭難人員獲救情形，獲救者占 93.9%，失蹤者及死亡者均占 3.1%。

2. 救生統計

111 年救生案件 291 件，救生人數 389 人。分別較上年增加 68 件、83 人。若依事故處理區域觀察，案件主要發生於岸際、海域、港口，三者合占 97.6%。事故處理縣市中，案件逾 20 件以上者，依序為新北市、高雄市、臺東縣及屏東縣，合占 51.2%。另救生人數中，獲救者占 68.9%，死亡及失蹤者則分占 23.7% 及 7.5%。

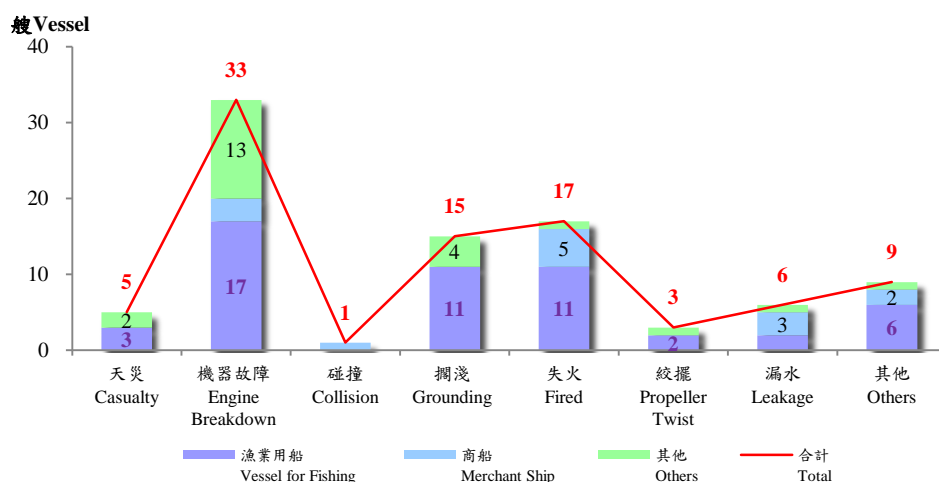
In 2022, there were 52 vessels for fishing at stake with most types of fishing vessels, fishing rafts and sampans, accounting for 58.4%. Among the causes of marine incident, engine breakdown was the major, accounting for 37.1%, fired as the second, accounting for 19.1%, and grounding as the third, accounting for 16.9%. As for the rescue results of persons at stake, rescued persons accounted for 93.9%; missing and dead persons respectively accounted for 3.1%.

2.9.2 LifeSaving Statistics

In 2022, there were 291 LifeSaving cases and 389 saved persons. Comparing with last year, 68 cases and 83 saved persons were increased respectively. To observe by the incident handled areas, the cases happened at coast, sea, and port were the major, together accounting for 97.6%. Among the incident handled county/city in which the number of cases more than 20, New Taipei City, Kaohsiung City, Taitung County and Pingtung County were in turn, together accounting for 51.2%. In addition, the rescued persons accounted for 68.9% of the total number of saved persons, and dead and missing persons respectively accounted for 23.7% and 7.5%.

圖 2.17 111 年遭難船舶事故原因統計

Figure 2.17 2022 The Causes of Vessel at Stake Statistics



3.其他災難救護及服務工作統計

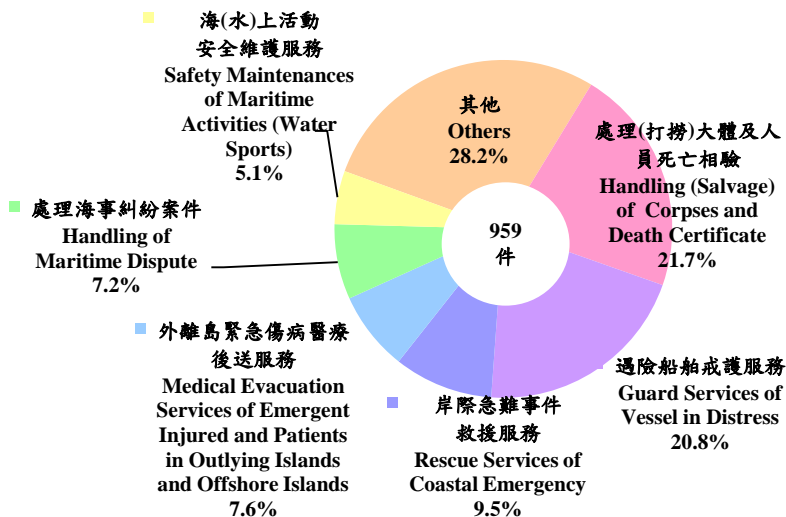
111 年其他災難救護及服務工作計 930 件，較上年增加 29 件；服務人數 61,039 人，亦較上年增加 53,062 人，主因以岸際活動安全維護服務為主之其他增加 47,917 人所致。另依處理機關觀察，處理案件數以艦隊分署 420 件最多，占 45.2%。查處縣市中，以新北市 141 件居首，臺東縣 135 件次之，高雄市 99 件再次之。

2.9.3 Other Disaster Rescues and Service Works Statistics

In 2022, there were 930 Other Disaster Rescues and Service Works cases, and 61,039 persons of disaster rescues and service works. Comparing with last year, 29 cases were increased; 53,062 persons of disaster rescues and service works were increased, mainly due to served persons of among which Others, such as Safety Maintenances of Coast Activities, increased by 47,917 persons. To observe by handled sector, there were 420 cases handled by the Fleet Branch as the most, accounting for 45.2%. Among the incident handled county/city, 141 cases were handled in New Taipei City as the most, following by 135 cases handled in Taitung County, and 99 cases handled in Kaohsiung City in turn.

圖 2.18 111 年其他災難及服務工作案件結構

Figure 2.18 2022 Structure of Other Disaster Rescues and Service Works



若加計跨類別案件統計，111 年其他災難救護及服務工作合計 959 件，其中案件數達百件以上者，依序為其他、處理(打撈)大體及人員死亡相驗、遇險船舶戒護服務，合占 70.6%。

For additional cross-category cases statistics, there were 959 Other Disaster Rescues and Service Works cases in 2022, among which the number of cases more than 100 were Others, Handling (Salvage) of Corpses and Death Certificate, and Guard Services of Vessel in Distress in turn, together accounting for 70.6%.

(十) 其他海巡績效統計

111 年其他海巡績效案件 2,046 件，較上年減少 2 件或 0.1%，主因處理專案勤務案件減少 57 件與處理違反船舶及漁業管理案件增加 49 件交互影響所致。

若以查獲處理機關觀察，以艦隊分署 737 件最多，占 36.0%，主要以執行護漁及經濟海域巡護之處理專案勤務案件(455 件)為主；金馬澎分

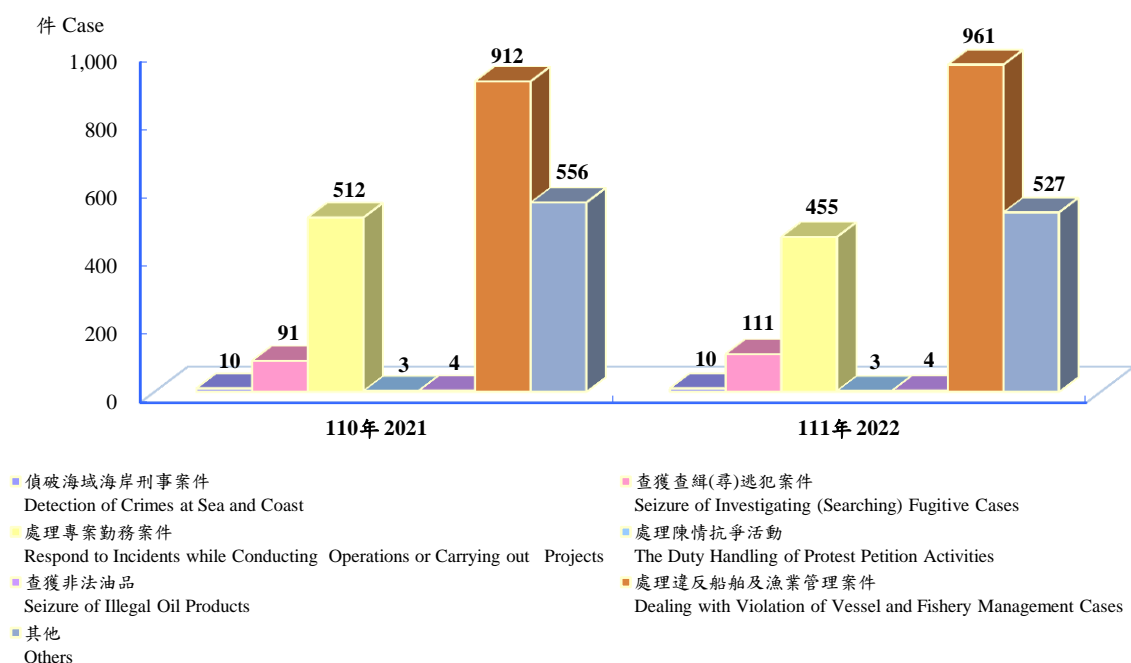
2.10 The Statistics of Other Business Performance

In 2022, there were in total of 2,046 cases for Other Business Performance. Comparing with last year, the number of seized cases decreased by 2 cases or 0.1%, mainly due to the decrease of 57 cases of Respond to Incidents while Conducting Operations or Carrying Out Projects and the increase of 49 Dealing with Violation of Vessel and Fishery Management Cases.

To make an observation by handled sector, it is found that the Fleet Branch seized 737 cases as the most, accounting for 36.0%, among which Respond to Incidents while Conducting Operations or Carrying Out Projects, such as implementation of the Fishing Rights Protection and Exclusive Economic Zone Patrol (455 cases)

圖 2.19 其他績效案件統計

Figure 2.19 The Statistics of Other Business Performance



署 623 件次之，占 30.4%，以處理違反船舶及漁業管理案件(587 件)為主。

若加計跨類別案件統計，111 年其他海巡績效合計 2,071 件中，以處理違反船舶及漁業管理案件 961 件最多，占 46.4%；其他案件 527 件(含取締越界非捕魚船舶 184 件、安檢發現境管人士 156 件、戒護火炮射擊海域勤務 77 件、查獲失聯移工 68 件)次之，占 25.4%；處理專案勤務案件 455 件(含護漁及經濟海域巡護作業 378 件)居第三，占 22.0%。

were the major. The Kinmen-Matsu-Penghu Branch seized 623 cases, accounting for 30.4%, among which Dealing with Violation of Vessel and Fishery Management Cases (587 cases) was the major.

For additional cross-category cases statistics, among total 2,071 cases for Other Business Performance in 2022, the top three categories were as follows: 961 Dealing with Violation of Vessel and Fishery Management Cases as the most, accounting for 46.4%, 527 cases of Others (184 cases of Banning Trespass Non-Fishing Vessels, 156 cases of Persons under Entry Management Found by Security Inspection, 77 cases of Firing Sea Areas Guard Services, and 68 cases of Seizure of Undocumented Migrant Workers Cases included) as the second, accounting for 25.4%, and 455 Respond to Incidents while Conducting Operations or Carrying Out Projects Cases (378 Fishing Rights Protection and Exclusive Economic Zone Patrol cases included) as the third, accounting for 22.0%.