

貳、業務績效

一、整體業務績效分析

本署業務績效依案件類別區分為查獲槍砲彈藥刀械、查獲毒品、查獲私運農林漁畜產品及其他物品、查獲非法入出國、查獲人口販運、查獲經濟犯罪之專案工作、取締非法越區捕魚、維護海域海岸資源、災難救護及服務工作與其他海巡績效等 10 大類。本節先就整體業務績效案件數、嫌犯人數進行分析，下節則分就各類別分析。

(一) 績效案件數統計

1. 績效案件數結構與變動

110 年本署業務績效總案件數 4,694 件，較上年減少 170 件或 3.5 %；若加計跨類別案件合計 4,866

II . Business Performance

1. Overall Business Performance Analysis

The business performance of CGA was divided by case characteristics, into such 10 categories as “Seizure of Guns, Ammunition and Knives”, “Seizure of Narcotics”, “Seizure of Smuggling Agricultural, Forestry, Fishery and Livestock Products and Other Goods”, “Seizure of Illegal Entry/Exit”, “Seizure of Human Trafficking”, “Seizure of Projects about Economic Crimes”, “Banning about Illegal Trespass Fishing”, “Maintaining Marine and Coastal Resources”, “Disaster Rescues and Service Works” and “Other Business Performance”. In this section, the number of overall business performance cases and the number of suspects will be first analyzed, and each category of business performance will be analyzed in next section.

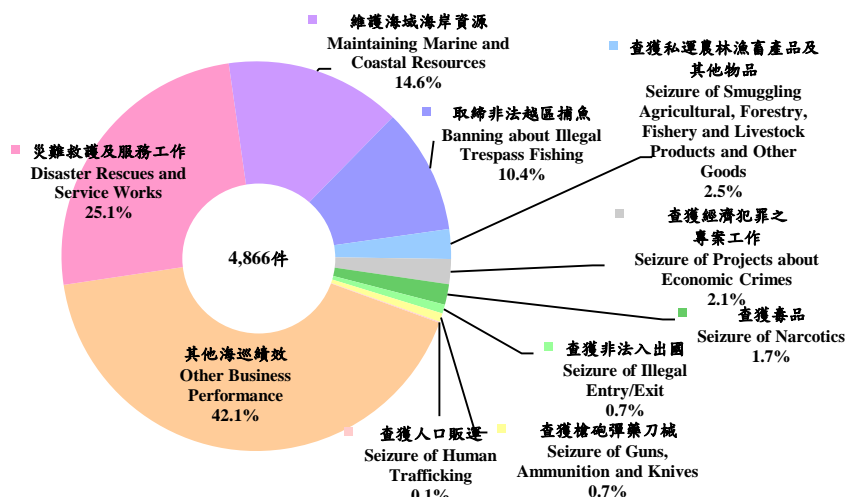
1.1 Statistics of Performance Cases

1.1.1 Structure and changes of performance cases

There were total 4,694 business performance cases of CGA in 2021, decreased by 170 cases or 3.5% comparing with last year; if cross-categories cases were counted, the total

圖 2.1 110 年各類業務績效案件結構

Figure 2.1 2021 Structure of Business Performance Cases



件，則減少 193 件或 3.8%，主因受其他海巡績效、取締非法越區捕魚分別減少 164 及 131 件所致。若依案件類別觀察，受處理違反船舶及漁業管理案件 912 件、護漁及經濟海域巡護作業 452 件、取締越界非捕魚船舶 250 件影響，以其他海巡績效 2,048 件居首，占 42.1%；災難救護及服務工作 1,221 件次之，占 25.1%；維護海域海岸資源 711 件居第三，占 14.6%。

2.機關績效案件數統計

本署下轄八大分署，因派出單位之業務特性及轄區地境線不同，致查處成效亦略有差異，以下依納編岸巡隊、海巡隊及查緝隊等各分署觀察：

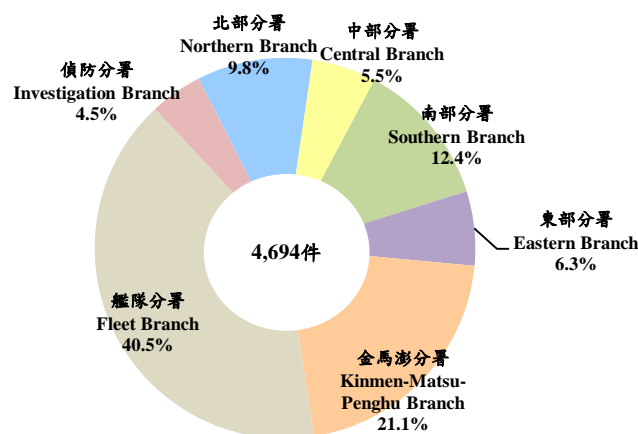
number of cases was 4,866, decreased by 193 cases or 3.8%, mainly due to Other Business Performance and Banning about Illegal Trespass Fishing respectively decreased by 164 and 131 cases. To make an observation by category, among total business performance, Other Business Performance with 2,048 cases was the most, accounting for 42.1%, due to the influence of 912 Dealing with Violation of Vessel and Fishery Management Cases, 452 Fishing Rights Protection and Exclusive Economic Zone Patrol cases, and 250 Banning Trespass Non-Fishing Vessels cases; the next was Disaster Rescues and Service Works with 1,221 cases, accounting for 25.1%; the third was Maintaining Marine and Coastal Resources with 711 cases, accounting for 14.6 %.

1.1.2 The statistics of performance cases by sector

CGA has eight branches, and due to the different business characteristics of the dispatched units and the different boundary areas of the jurisdictions, the effectiveness of the investigations was slightly different. The following is to make an observation by each branch where Costal Patrol Corps, Offshore Flotilla, and Reconnaissance Brigade are included:

圖 2.2 110 年業務績效案件數統計—機關別

Figure 2.2 2021 The Statistics of Business Performance Cases—by Sector



納編岸巡隊者計有北部、中部、南部、東部及金馬澎分署，110 年業務績效總案件數計 2,584 件，若加計跨類別案件合計 2,592 件，較上年增加 191 件或 8.0%，查處類別以處理違反船舶及漁業管理案件為主之其他海巡績效居第一，占 45.0%、災難救護及服務工作與維護海域海岸資源並列第二，分占 23.8%。

納編海巡隊者為艦隊分署，110 年計 1,901 件，若加計跨類別案件合計 2,054 件，較上年減少 318 件或 13.4%，查處類別以護漁及經濟海域巡護及取締越界非捕魚船舶為主之其他海巡績效(占 41.5%)、災難救護及服務工作(28.6%)、取締非法越區捕魚(23.6%)居前三位。

納編查緝隊者為偵防分署，110 年計 209 件，若加計跨類別案件合計 220 件，較上年減少 64 件或 22.5%，查處類別則依序以查獲毒品(占 30.5%)、私運農林漁畜產品及其他物品(25.0%)、查獲失聯移工案件為主之其他海巡績效(12.7%)、查獲非法入出國(10.5%)、查獲槍砲彈藥刀械(8.2%)等犯罪偵防案件為主。

Coastal Patrol Corps was included in Northern, Central, Southern, Eastern, and Kinmen-Matsu-Penghu Branches. In 2021, total number of business performance cases was 2,584, if cross-categories cases were counted, the total number of cases was 2,592, increased by 191 cases or 8.0% comparing with last year. As for the seizure category, Other Business Performance, among which Violation of Vessel and Fishery Management Cases was the main category, ranked the 1st, accounting for 45.0%; Disaster Rescues and Service Works and Maintaining Marine and Coastal Resources respectively as the second, accounting for 23.8%.

Fleet Branch including the Offshore Flotilla seized 1,901 cases in 2021, if cross-categories cases were counted, the total number of cases was 2,054, decreased by 318 cases or 13.4% comparing with last year. As for the seizure category, Other Business Performance, among which Fishing Rights Protection and Exclusive Economic Zone Patrol, and Banning Trespass Non-Fishing Vessels were the main type (accounting for 41.5%), Disaster Rescues and Service Works (28.6 %), and Banning about Illegal Trespass Fishing (23.6%) were the top three.

Investigation Branch including the Reconnaissance Brigade seized 209 cases in 2021, if cross-categories cases were counted, the total number of cases was 220, decreased by 64 cases or 22.5% comparing with last year. The main seizure categories were crime investigation cases such as Seizure of Narcotics (accounting for 30.5%), Seizure of Smuggling Agricultural, Forestry, Fishery and Livestock Products and Other Goods (25.0 %), Other Business Performance, among which Seizure of Undocumented Migrant Worker Cases was the main category (12.7 %), Seizure of Illegal Entry/Exit (10.5 %), and Seizure of Guns, Ammunition and Knives (8.2%) in turn.

3.績效案件查獲處理區域

若將查獲處理區域分為海域、岸際、港口、河道、內陸和機場等 6 個區域，110 年查獲處理區域主要集中於海域(占 38.5%)、港口(36.6%)、岸際(19.9%)、內陸(4.5%) 4 個區域。若以縣市別觀察，金門、連江、澎湖等三個離島縣市合計查獲 1,615 件，占 34.4%；臺灣本島則以屏東縣查獲處理 504 件最多，占 10.7%，高雄市 477 件，占 10.2%次之，新北市 413 件，占 8.8%再次之。

(二) 查獲嫌犯人數統計

1.查獲嫌犯性別與國籍

110 年本署業務績效查獲總嫌犯 2,396 人，較上年增加 39 人。若依嫌犯國籍觀察，本國籍嫌犯

1.1.3 Seized area for performance cases

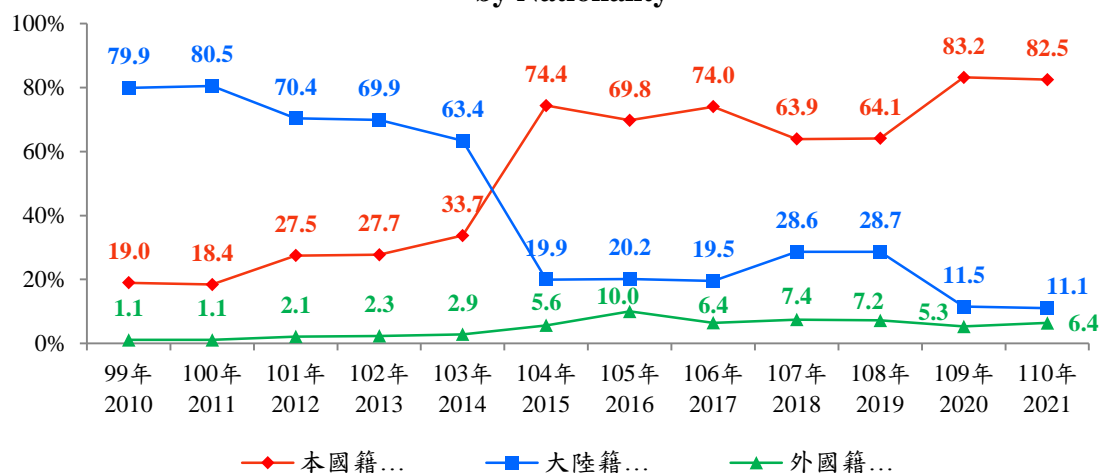
If the seized areas are divided into six areas as sea, coast, port, waterway, inland and airport, in 2021, the mainly seized areas were four as sea accounting for 38.5%, port accounting for 36.6%, coast accounting for 19.9%, and inland accounting for 4.5% in turn. If an observation is made by county/city, there were 1,615 seized cases in three counties as Kinmen, Lienchiang, and Penghu in offshore islands of Taiwan, accounting for 34.4%. In Taiwan Island, there were 504 seized cases in Pingtung County as the top one, accounting for 10.7%, 477 seized cases in Kaohsiung City as the second, accounting for 10.2%, and 413 seized cases in New Taipei City as the third, accounting for 8.8%.

1.2 Statistics of the Suspects Seized

1.2.1 The suspects seized by sex and nationality

There was total 2,396 suspects seized for business performance of CGA in 2021, with an increase of 39 persons, comparing with last year. If an observation is made by nationality, there were 1,977 natives, accounting for 82.5%,

圖 2.3 歷年業務績效案件嫌犯統計—按國籍分
Figure 2.3 The Statistics of Suspects for Business Performance for Years
—by Nationality



1,977 人，占 82.5%；大陸籍 265 人，占 11.1%；外國籍 154 人，占 6.4%。若以性別觀察，男性 2,310 人，占 96.4%；女性 86 人，則僅占 3.6%。

2. 查獲嫌犯按年齡及教育程度分

110 年查獲之嫌犯中，七成七集中於 40 歲以上年齡者；30 歲至未滿 40 歲者亦占 14.6%。若依其教育程度觀察，不識字（含不詳）者達 1,404 人最多，占 58.6%；高中（職）程度

265 Chinese suspects, accounting for 11.1%, and 154 foreigners, accounting for 6.4%. If an observation is made by sex, 2,310 persons were male, accounting for 96.4%, and 86 persons were female, accounting for 3.6% only.

1.2.2 The suspects seized by age and education

Among the suspects seized in 2021, most were 40 years old and over, accounting for 77.0%; those who 30 ~ 39 years old were accounting for 14.6%. If an observation is made by education, 1,404 persons of illiterate (including unknown) were the most, accounting for 58.6%; 357 persons graduated from senior (vocational) high school ranked the second, accounting for 14.9%;

圖 2.4 110 年查獲業務績效案件嫌犯統計—按年齡分

Figure 2.4 2021 The Statistics of Suspects for Business Performance — by Age

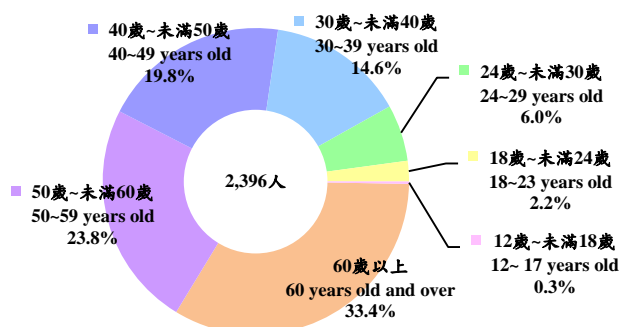
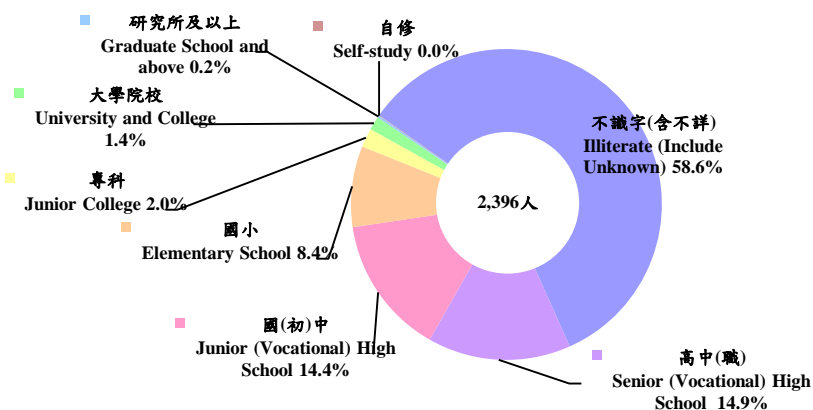


圖 2.5 110 年查獲業務績效案件嫌犯統計—按教育程度分

Figure 2.5 2021 The Statistics of Suspects for Business Performance — by Education



者 357 人次之，占 14.9%；國（初）中及國小程度者分別為 346 及 202 人，居第三、第四，分占 14.4%及 8.4%。各案件類別中，查獲槍砲彈藥刀械、查獲毒品之嫌犯以高中（職）及國（初）中程度者居多；查獲私運農林漁畜產品及其他物品之嫌犯以高中（職）以下程度者居多；查獲非法入出國及查獲人口販運之嫌犯均以高中（職）及國（初）中程度者居多；查獲經濟犯罪之專案工作之嫌犯以大學院校及高中（職）程度者居多；取締非法越區捕魚、維護海域海岸資源及其他海巡績效之嫌犯則均以不識字（含不詳）者居多。

3.查獲嫌犯按職業分

110 年查獲之嫌犯中，以從事農林漁牧業生產人員 1,845 人最多，占約七成七。各案件類別中，查獲槍砲彈藥刀械之嫌犯以基層技術工及勞力工與無職者為主；查獲毒品之嫌犯以無職者為主；查獲經濟犯罪之專案工作之嫌犯以其他職業者為主；餘各類嫌犯多以從事農林漁牧業生產人員為主。

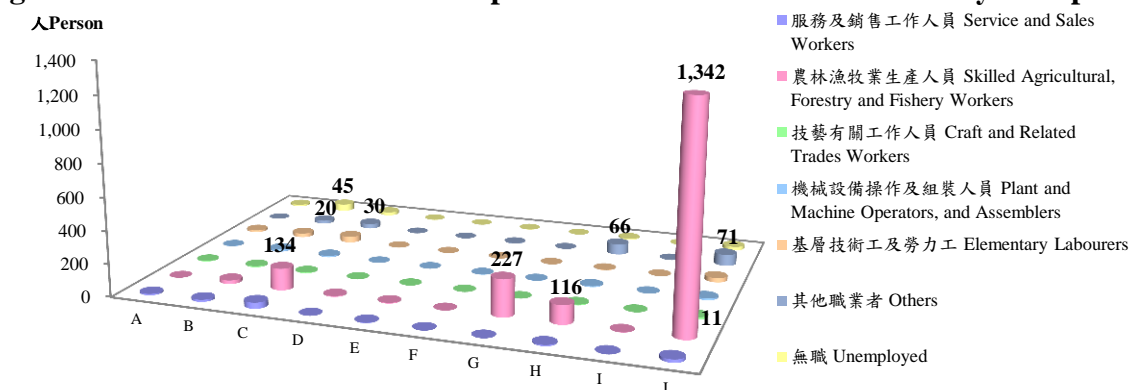
346 persons graduated from junior (vocational) high school, accounting for 14.4% and 202 persons from elementary school, accounting for 8.4%, ranked 3rd and 4th respectively. In terms of case category, the suspects of Seizure of Guns, Ammunition and Knives, Seizure of Narcotics most were graduated from senior (vocational) high school and junior (vocational) high school; the suspects of Seizure of Smuggling Agricultural, Forestry, Fishery and Livestock Products and Other Goods most were graduated from senior (vocational) high school, elementary school and junior (vocational) high school, the suspects of Seizure of Illegal Entry/Exit, Seizure of Human Trafficking most were graduated from senior (vocational) high school and junior (vocational) high school; the suspects of Seizure of Projects about Economic Crimes most were graduated from university and college and senior (vocational) high school; the suspects of Banning about Illegal Trespass Fishing, Maintaining Marine and Coastal Resources and Other Business Performance most were illiterate (including unknown).

1.2.3 The suspects seized by occupation

Among the suspects seized in 2021, most were Skilled Agricultural, Forestry and Fishery Workers of 1,845 persons, accounting for 77.0%. In terms of case category, most suspects of Seizure of Guns, Ammunition and Knives were Elementary Laborers and Unemployed. Most suspects of Seizure of Narcotics were Unemployed. Most suspects of Seizure of Projects about Economic Crimes were Others. Most suspects of remained seized case were Skilled Agricultural, Forestry, and Fishery Workers.

圖 2.6 110 年各類別業務績效案件嫌犯統計—按職業分

Figure 2.6 2021 The Statistics of Suspects for Business Performance — by Occupation



A：查獲槍砲彈藥刀械 Seizure of Guns, Ammunition and Knives

B：查獲毒品 Seizure of Narcotics

C：查獲私運農林漁畜產品及其他物品 Seizure of Smuggling Agricultural, Forestry, Fishery and Livestock Products and Other Goods

D：查獲非法入出國 Seizure of Illegal Entry/Exit

E：查獲人口販運 Seizure of Human Trafficking

F：查獲經濟犯罪之專案工作 Seizure of Projects about Economic Crimes

G：取締非法越區捕魚 Banning about Illegal Trespass Fishing

H：維護海域海岸資源 Maintaining Marine and Coastal Resources

I：災難救護及服務工作 Disaster Rescues and Service Works

J：其他海巡績效 Other Business Performance

二、 主要案件類別分析

(一) 查獲槍砲彈藥刀械統計

110 年查獲槍砲彈藥刀械 35 件，較上年減少 14 件或 28.6%，其中查獲槍砲 46 枝，減少 20 枝或 30.3%；彈藥 458 顆，減少 1,239 顆或 73.0%。查獲機關以偵防分署查獲 18 件最多，占 51.4%；艦隊分署 16 件次之，占 45.7%；北部分署僅 1 件居第三，占 2.9%。另查獲區域以內陸為主，占 88.6%。

若依查獲縣市觀察，查獲槍枝以桃園市 12 枝最多，新竹縣及新竹市各 9 枝並列第二，臺中市 4 枝居第三。另查獲彈類則以高雄市 122 顆最多，桃園市 117 顆次之，臺中市 94 顆居第三。

2. Analysis of Major Case Categories

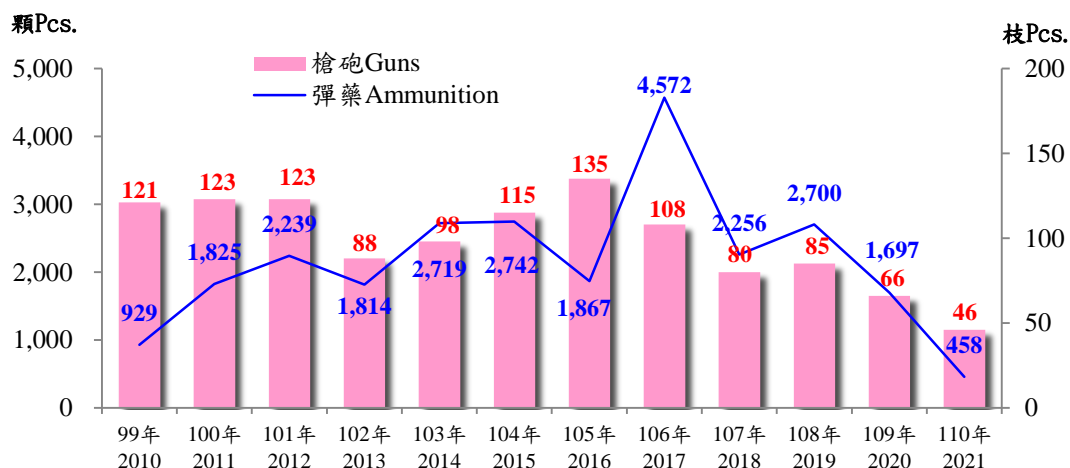
2.1 The Statistics of Guns, Ammunition and Knives Seized

The number of Guns, Ammunition and Knives Seized in 2021 was 35 cases, decreased by 14 cases or 28.6% comparing with last year, among which 46 guns were seized with a decrease of 20 pieces or 30.3% comparing with last year. 458 pieces of ammunition were seized with a decrease of 1,239 pieces or 73.0%. By seized sector, the Investigation Branch seized 18 cases as the most, accounting for 51.4%; the Fleet Branch seized 16 cases as the second, accounting for 45.7%; the Northern Branch only seized 1 case as the third, accounting for 2.9%. As for the areas where the Guns, Ammunition and Knives Seized, inland was the most, accounting for 88.6%.

If an observation is made by county/city, there were 12 pieces of guns seized in Taoyuan City as the most, 9 pieces seized in Hsinchu County and Hsinchu City respectively as the second, and 4 pieces seized in Taichung City as the third. In addition, in term of ammunition seized, there were 122 pieces seized in Kaohsiung City as the most, 117 pieces seized in Taoyuan City as the second and 94 pieces seized in Taichung City as the third.

圖 2.7 歷年查獲槍砲彈藥統計

Figure 2.7 The Statistics of Guns and Ammunition Seized for Years



(二) 查獲毒品統計

110 年查獲毒品 83 件、4,217.6 公斤，其中，第二級毒品查獲 1,553.1 公斤居首，占 36.8%，逾九成九為安非他命；第三級毒品以查獲愷他命為主，查獲量 1,061.3 公斤次之，占 25.2%；第一級毒品以查獲鴉片為主，查獲量 1,003.5 公斤居第三，占 23.8%；第四級毒品查獲 599.9 公斤居第四，占 14.2%，主要為查獲甲基苯丙酮、4-苯胺哌啶，分占 58.5%及 38.3%。另 110 年經警政署認列之製毒工廠計 2 座，位於臺北市及彰化縣。

與上年比較，查獲案件數減少 11 件或 11.7%，查獲量減少 3,829.4 公斤或 47.6%，其中第二級毒品減少 3,027.3 公斤或 66.1%；第四級毒品減少 551.2 公斤或 47.9%；第三級毒品

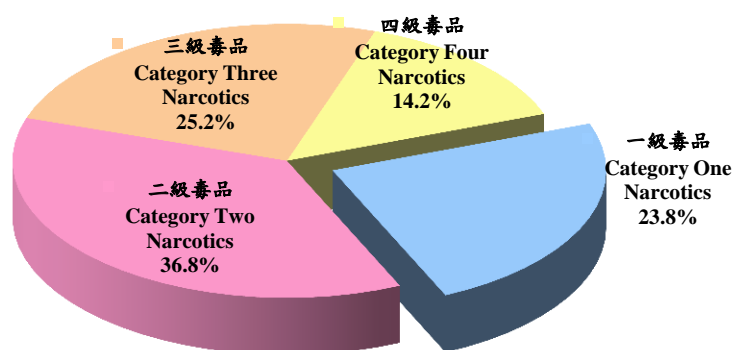
2.2 The Statistics of Narcotics Seized

83 cases and 4,217.6 kg of narcotics were seized in 2021, among which 1,553.1 kg of Category Two Narcotics were seized, accounting for 36.8 % as the most, among which Amphetamine accounted for 99.9%; 1,061.3 kg of Category Three Narcotics were seized, among which Ketamine as the major, accounted for 25.2% as the second; 1,003.5 kg of Category One Narcotics were seized, among which Opium as the major, accounting for 23.8% as the third; 599.9 kg of Category Four Narcotics were seized, accounting for 14.2% as the Fourth, among which Methylpropionophenone and 4-Anilinopiperidine as the major, accounted for 58.5% and 38.3% respectively. In addition, 2 narcotics manufacturing factories listed by National Police Agency were situated in Taipei City and Changhua County.

Comparing with last year, the number of seized cases decreased by 11 cases or 11.7%, and the seized number of narcotics decreased by 3,829.4 kg or 47.6%. Among which Category Two Narcotics decreased by 3,027.3 kg, with a decrease rate of 66.1%. Category Four Narcotics decreased by 551.2 kg, with a decrease rate of 47.9%.Category Three Narcotics decreased

圖 2.8 110 年查獲毒品數量結構統計

Figure 2.8 2021 The Statistics of Narcotics Seized Structure



減少 264.3 公斤或 19.9%；第一級毒品則增加 13.3 公斤(增 1.3%)。

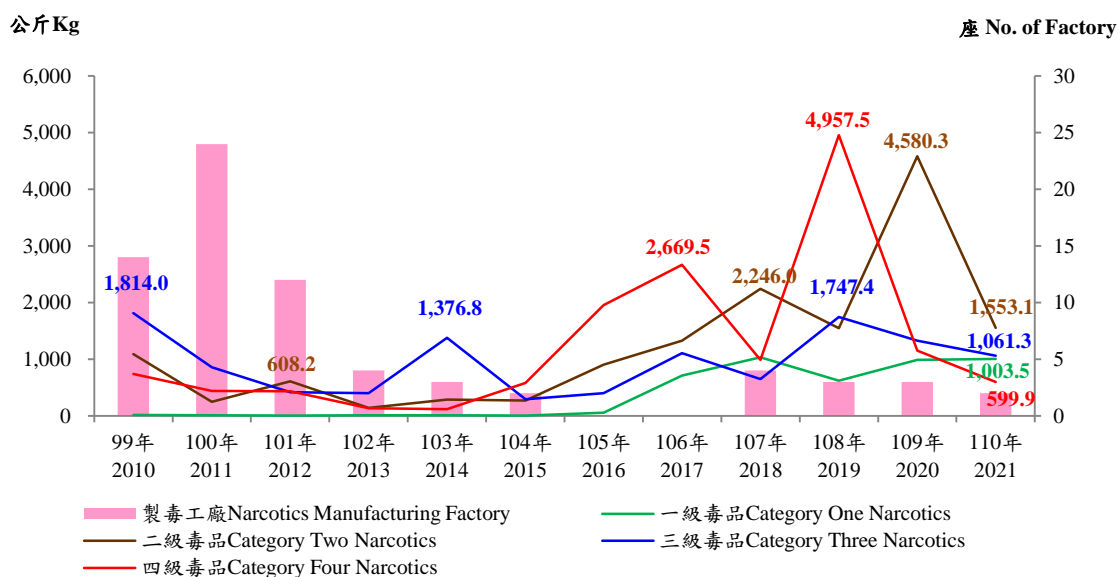
依查獲機關觀察，以偵防分署查獲 67 件居首，占 80.7%；艦隊分署 8 件次之，占 9.6%。另查獲區域集中於內陸地區，占 72.3%。若依查獲縣市觀察毒品查獲量，在海峽兩岸共同打擊犯罪與國際合作下，110 年查獲毒品數量，與中國大陸合作於南海海域查獲 1,061.5 公斤；與美國合作於加拿大、美國及墨西哥查獲 1,229.9 公斤，合占 54.3%。至我國境內查獲者，查獲量逾 100 公斤者，依序為屏東縣(590.5 公斤)、臺南市(550.5 公斤)，雲林縣(352.9 公斤)及高雄市(281.6 公斤)，合占 42.1%。

by 264.3 kg, with a decrease rate of 19.9%. Category One Narcotics increased by 13.3 kg, with an increase rate of 1.3%.

In terms of seized sector, the Investigation Branch seized 67 cases as the most, accounting for 80.7%; the Fleet Branch seized 8 cases, accounting for 9.6% as the second. As for the areas where the Narcotics Seized, inland was the most, accounting for 72.3%. To make an observation on seized amount of narcotics by county/city, under cross-strait substantive cooperation for fighting against crime and international cooperation, in 2021, 1,061.5 kg of narcotics were seized under the cooperation with Mainland China in South China Sea, and 1,229.9 kg of narcotics were seized in Canada, America and Mexico under the cooperation with America, together accounting for 54.3%. As for in Taiwan area where the seized quantity was over 100 kg, Pingtung County (590.5 kg), Tainan City (550.5 kg), Yunlin County (352.9 kg), and Kaohsiung City (281.6 kg) were in turn, together accounting for 42.1%.

圖 2.9 歷年查獲毒品統計

Figure 2.9 The Statistics of Narcotics Seized for Years



(三) 查獲私運農林漁畜產品及其他物品統計

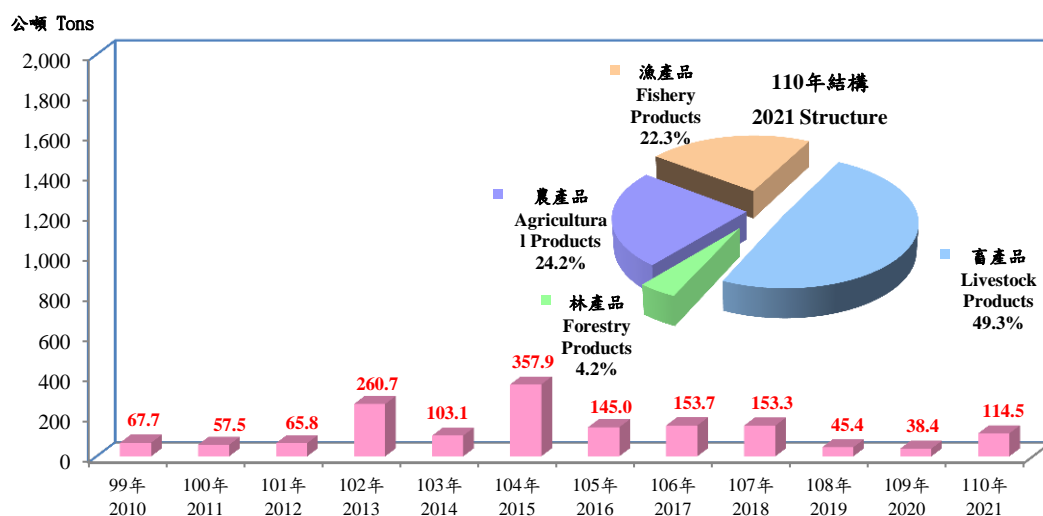
110 年查獲私運農林漁畜產品及其他物品 120 件，較上年增加 40 件或 50.0%。查獲機關以偵防分署查獲 55 件最多，占 45.8%；金馬澎分署 31 件次之，占 25.8%；北部分署 10 件居第三，占 8.3%。查獲區域主要集中於港口及內陸，分別占 48.3% 及 26.7%，餘依序為岸際(11.7%)、海域(10.8%)及機場(2.5%)。另依走私來源地及來源管道觀察，若剔除不明地區及不明管道後，分以來自中國大陸 44 件及利用船舶走私 39 件為主。茲依查獲項目分述如下：

2.3 The Statistics of Smuggling Agricultural, Forestry, Fishery and Livestock Products and Other Goods Seized

In 2021, there were 120 cases of Seizure of Smuggling Agricultural, Forestry, Fishery and Livestock Products and Other Goods, more 40 cases or 50.0% than last year. By seized sector, the Investigation Branch seized 55 cases as the most, accounting for 45.8%; the Kinmen-Matsu-Penghu Branch seized 31 cases as the second, accounting for 25.8%; the Northern Branch seized 10 cases as the third, accounting for 8.3%. As for the seized areas, port and inland were the major, accounting for 48.3% and 26.7% respectively, following by coast (11.7%), sea (10.8%) and airport (2.5%) in turn. In addition, according to the source of smuggling and the source of the pipeline, it is observed that if unknown area and unknown channel were excluded, 44 cases from Mainland China and 39 cases smuggling by the vessel were the major respectively. The analysis is described by seized items as follows:

圖 2.10 歷年查獲農林漁畜產品數量統計

Figure 2.10 The Statistics of Agricultural, Forestry, Fishery and Livestock Products Seized for Years



1. 農林漁畜產品

110 年查獲農林漁畜產品計 44 案、114.5 公噸，較上年增加 17 件、76.2 公噸。其中，畜產品查獲 56.5 公噸，較上年增加 56.4 公噸，多以走私豬腳為主；農產品查獲 27.7 公噸，增加 12.6 公噸，多以中國大陸中藥材為主；漁產品查獲 25.6 公噸，以烏魚為主，增加 2.3 公噸；林產品則查獲 4.8 公噸，增加 4.8 公噸，全數為走私黃檀木。另 110 年查獲走私活體動物 155 隻中，以查獲寵物貓為主。

2. 其他私運物品

查獲其他私運物品主要含走私菸、酒及其他走私物品等。110 年查獲走私菸計 12,079.4 千包，較上年減少 2,809.1 千包或 18.9%，其中以查獲外國菸 9,802.7 千包居冠，占 81.2%，較上年增加 7,545.1 千包；大陸菸 2,178.1 千包次之，占 18.0%，較上年則減少 10,350.1 千包；本國菸 98.6 千包，僅占 0.8%，較上年減少 4.1 千包。若依查獲縣市觀察，查獲前三大縣市依序為臺南市查獲 5,301.9 千包，高雄市 2,182.5 千包、苗栗縣 1,311.9 千包，合占 72.8%。

110 年查獲走私酒 1,533 公升，較上年增加 1,242 公升或增 4.3 倍。

2.3.1 Agricultural, Forestry, Fishery and Livestock Products

In 2021, total 44 cases and 114.5 tons of the Agricultural, Forestry, Fishery and Livestock Products were seized, with an increase of 17 cases and 76.2 tons comparing with last year. Among which the seized number of livestock products was 56.5 tons, with an increase of 56.4 tons comparing with last year, and most of which were pettitoes; as for the agricultural products, the seized number was 27.7 tons, with an increase of 12.6 tons, and most of which were Chinese medicinal materials. The seized number of Fishery Products was 25.6 tons, among which most were mullet, with an increase of 2.3 tons. The seized number of Forestry Products was 4.8 tons, with an increase of 4.8 tons, among which most were Yellow Sandalwood. In addition, 155 smuggling live animals were seized in 2021, and most of which were pet cats.

2.3.2 Other Smuggling Goods

The other smuggling goods mainly included tobacco, alcohol, and other goods. In 2021, there were 12,079,377 packs of smuggling tobacco seized. Comparing with last year, the number was decreased by 2,809,089 packs or 18.9%, among which 9,802,706 packs of foreign tobacco were seized as the most, accounting for 81.2%, with an increase of 7,545,136 packs, comparing with last year. 2,178,113 packs of Chinese tobacco were seized as the second, accounting for 18.0%, with a decrease of 10,350,086 packs. Only 98,558 packs of domestic tobacco were seized, accounting for 0.8%, with a decrease of 4,139 packs. If an observation is made by county/city, 5,301,882 packs were seized in Tainan City, following by 2,182,532 packs seized in Kaohsiung City and 1,311,858 pack seized in Miaoli County in turn, together accounting for 72.8%.

In 2021, the total number of smuggling alcohol was 1,533 liters, with an increase of 1,242 liters or 426.6% comparing with last year. Among which, there 1,516 liters of Foreign alcohol,

其中，外國酒查獲 1,516 公升，占 98.9%，增加 1,247 公升，大陸酒 17 公升，占 1.1%，減少 5 公升。若依查獲縣市觀察，分為連江縣(1,523 公升)及嘉義縣(10 公升)。

(四) 查獲非法入出國統計

110 年查獲非法入出國 36 件、嫌犯 8 人、偷渡犯 69 人，分較上年減少 19 件、7 人及 89 人。偷渡犯中以外國籍 55 人（含越南籍 53 人及印尼籍 2 人）居首，占 79.7%，較上年減少 97 人；大陸籍 14 人次之，占 20.3%，增加 9 人。

依查獲機關觀察案件數，以偵防分署查獲 23 件最多，占 63.9%；艦隊分署及金馬澎分署各 6 件並列第二，分占 16.7%。

account for 98.9%, with an increase of 1,247 liters; 17 liters of Chinese alcohol accounting for 1.1 %, with a decrease of 5 liters. If an observation is made by county/city, included Lienchiang County (1,523 liters) and Chiayi County (10 liters).

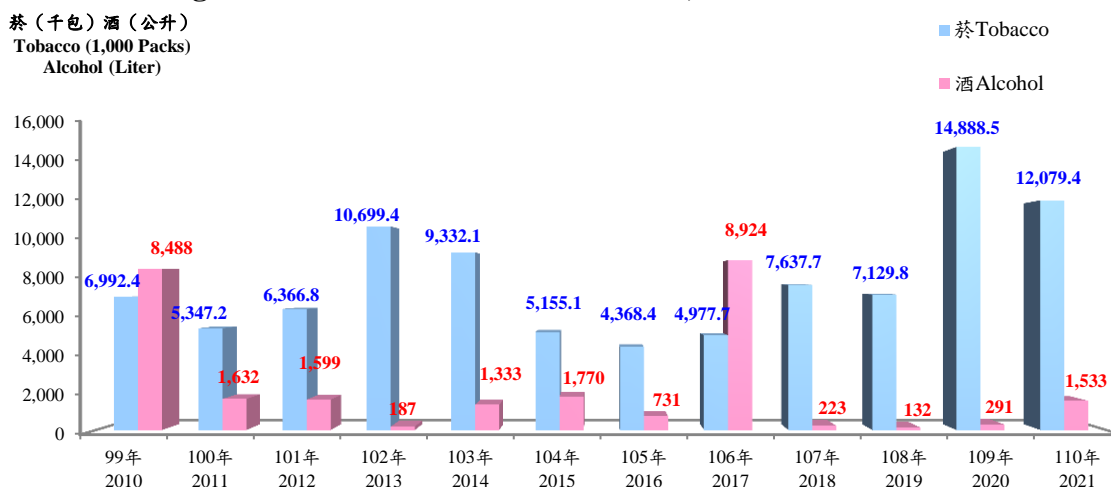
2.4 The Statistics of Illegal Entry/Exit Seized

In 2021, there were 36 Seizure of Illegal Entry/Exit cases, 8 suspects and 69 stowaways. Comparing with last year, 19 cases, 7 suspects and 89 stowaways were decreased respectively. Among stowaways, there were 55 foreigners (53 persons of Vietnamese nationality and 2 persons of Indonesian nationality included) as the most, accounting for 79.7%, with a decrease of 97 persons, 14 Chinese persons as the second, accounting for 20.3%, with an increase of 9 persons.

If an observation is made by sector, among which the Investigation Branch with 23 cases was the most, accounting for 63.9%; the Fleet Branch and the Kinmen- Matsu-Penghu Branch respectively seized 6 cases as the second, accounting for 16.7%.

圖 2.11 歷年菸、酒物品數量統計

Figure 2.11 The Statistics of Tobacco, Alcohol for Years



另依查獲區域與查獲縣市交叉分析，以內陸查獲 17 件居首，其中又以新竹市(4 件)、臺中市及嘉義縣(各 3 件)居前三位；岸際查獲 13 件次之，主要以金門縣(6 件)、桃園市(4 件)為主；海域查獲 5 件再次之，分為金門縣(3 件)、連江縣及高雄市(各 1 件)。

(五) 查獲人口販運統計

110 年查獲人口販運 4 件、嫌犯 7 人，與上年比較，分別增 2 件、5 人。救護被害人 15 人，較上年增加 11 人，其中遭勞力剝削者 14 人(印尼籍男性 12 人、菲律賓籍男性 2 人)，遭性剝削者 1 人(本國籍女性)。查獲處理區域與縣市則分於高雄市中州漁港 3 件及雲林縣虎尾鎮 1 件。

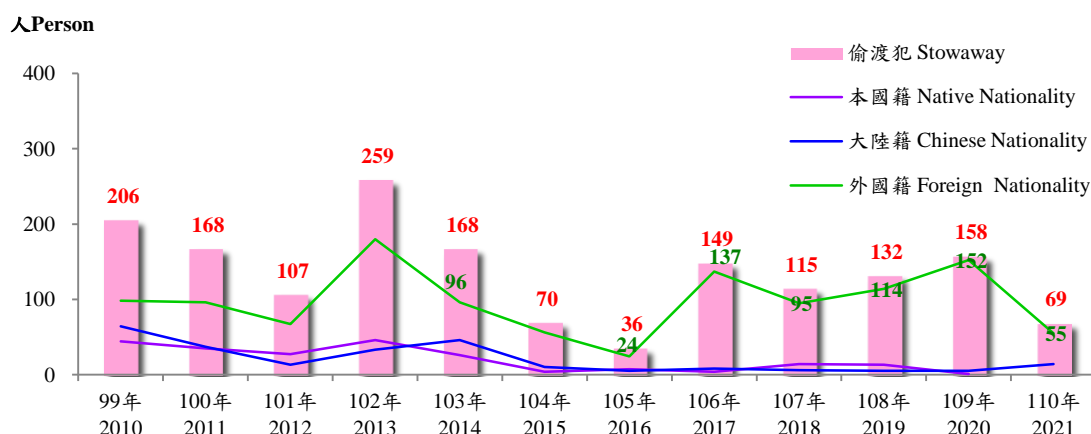
As for seized area and county/city, it showed inland of 17 cases as the most, which mainly in Hsinchu City (4 cases), Taichung City and Chiayi County (3 cases respectively) as the top three; 13 cases were seized at coast as the second, mainly in Kinmen County (6 cases), and Taoyuan City (4 cases); 5 cases were seized at sea as the third, distributing in Kinmen County (3 case), Lienchiang County and Kaohsiung City (1 cases respectively).

2.5 The Statistics of Human Trafficking Seized

In 2021, there were 4 cases and 7 suspects of Human Trafficking Seized. Comparing with last year, respectively increased by 2 cases and 5 suspects. There were 15 rescued victims, among which, 14 victims were Labor Exploitation victims (12 males of Indonesia nationality and 2 males of Filipino nationality included); 1 victim was Sexual Exploitation victim (1 female native), with an increase of 11 victims comparing with last year. As for the areas and counties/cities where the cases were seized for handle, 3 cases were in Zhongzhou Fishing Port, Kaohsiung City and 1 case was in Huwei Town, Yunlin County.

圖 2.12 歷年查獲偷渡犯人數統計

Figure 2.12 The Statistics of Stowaways Seized for Years



(六) 查獲經濟犯罪之專案工作統計

本署查獲經濟犯罪之專案工作包括查獲偽鈔、查獲仿冒盜版、查獲違反洗錢防制法及查獲偽劣禁藥等 4 種案件型態。110 年查獲經濟犯罪之專案工作 101 件，較上年增加 45 件，主因查獲電子菸液案件增加 34 件，致查獲偽劣禁藥案件達 100 件，大增 45 件所致。另 110 年查獲違反洗錢防制法案件 1 案，係基隆查緝隊查獲利用公司帳戶為其不法交易資金洗錢案，金額達新臺幣 4,500 萬元，為本署破獲金額最高之洗錢案件。

2.6 The Statistics of Projects about Economic Crimes Seized

The Projects about Economic Crimes seized by CGA included four categories as Seizure of Counterfeit Currency Cases, Seizure of Counterfeits and Piracies Cases, Seizure of Violate the Money Laundering Control Act Cases, and Seizure of Counterfeit, Substandard and Banned Drugs. In 2021, there were 101 cases of Projects about Economic Crimes seized. Comparing with last year, 45 cases were increased, mainly due to the increase of 34 cases of E-cigarette Liquid Cases Seizure, resulting in the seizure of 100 cases of Counterfeit, Substandard and Banned Drugs, a sharp increase of 45 cases. In addition, Keelung Reconnaissance Brigade seized one money laundering case using the company as a fund account for illegal transactions against the Money Laundering Control Act Cases. The money laundered amounted to NT\$45 million, which was the largest Money Laundering case seized by CGA.

(七) 取締非法越區捕魚統計

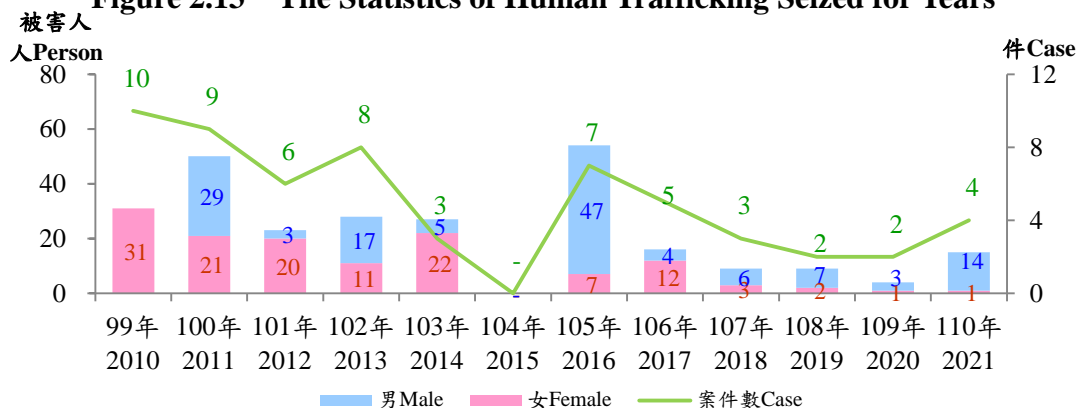
110 年本署持續機動調派艦艇查緝中國大陸及外國籍漁船越界捕魚，且針對北方三島及金馬澎等重點

2.7 The Statistics of Banning about Illegal Trespass Fishing

In 2021, CGA continuously mobilized vessels to detect trespass fishing of Chinese mainland and foreign fishing boats, and for the three northern islands and the key sea areas such as Kinmen,

圖 2.13 歷年查獲人口販運統計

Figure 2.13 The Statistics of Human Trafficking Seized for Years



海域，結合守望、雷達及岸際巡邏三層監偵防線，並配合碧海艦艇前往辨識不明國籍目標，查察驅離違規越界作業船舶，有效維護海洋資源。

110 年取締非法越區捕魚計 507 件、1,876 艘，其中，扣留船隻 29 艘，以大陸籍漁船 28 艘為主，外國籍漁船僅越南籍 1 艘；驅離船隻 1,847 艘中，大陸籍漁船 1,786 艘，占 96.7%，外國籍漁船 61 艘，占 3.3%，皆為越南籍。與上年比較，取締非法越區捕魚案件數減少 131 件、船隻增加 93 艘，其中，扣留船隻及驅離船隻分別增加 10 艘及 83 艘。

若就查獲縣市觀察，扣留船隻中，主要集中於苗栗縣、澎湖縣及金門縣(各 6 艘)，合計占 62.1%。驅離船隻中，逾百艘大陸籍者，依序為澎湖縣(564 艘)、新北市(341 艘)、連江縣(286 艘)、金門縣(163 艘)、苗栗縣(143 艘)及高雄市(120 艘)，合計占大陸籍船數 90.5%；至外國籍(越南籍)則皆在隸屬高雄市之東、南沙海域。

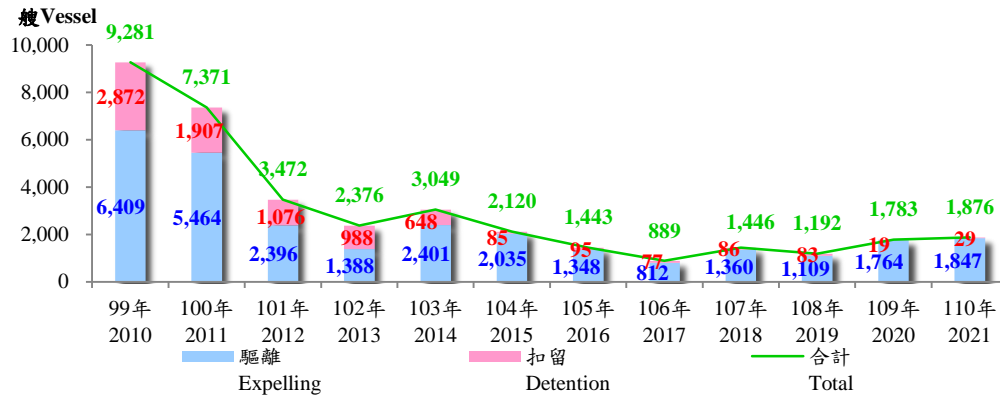
Matsu and Penghu, CGA combined the three-layer surveillance and detection line of watch, radar and shore patrol, and cooperated with Bihai Ship to identify targets of unknown nationality, investigating and expelling illegal vessels engaged in illegal and trespassing operations to effectively safeguard marine resources.

In 2021, there were 1,876 vessels seized in 507 Banning about Illegal Trespass Fishing cases. Among 29 Detention vessels, most were Chinese nationality of 28 vessels and only 1 Foreign vessel which was Vietnamese nationality. Among 1,847 Expelling vessels, most were Chinese nationality of 1,786 vessels, accounting for 96.7 %, and the next were Foreign nationality of 61 vessels, accounting for 3.3%, all Vietnamese nationality. Comparing with last year, 131 Banning about Illegal Trespass Fishing cases were decreased, 93 banned vessels were increased. Among which, 10 Detention vessels and 83 Expelling vessels were increased respectively.

If an observation is made by county/city, for Detention vessels, there were 6 vessels banned in Miaoli County, Penghu County and Kinmen County respectively, together accounting for 62.1 %. As for the city/county, in which the number of Expelling Chinese nationality vessels was more than 100, Penghu County (564 vessels), New Taipei City (341 vessels), Lienchiang County (286 vessels), Kinmen County (163 vessels), Miaoli County (143 vessels) and Kaohsiung City (120 vessels) were in turn, together accounting for 90.5 % ; and the Expelling Foreign (Vietnamese) nationality vessels were all in Dongsha and Nansha sea area of Kaohsiung City.

圖 2.14 歷年取締非法越區捕魚船隻數統計

Figure 2.14 The Statistics of Banning about Illegal Trespass Fishing of Vessels for Years



(八) 維護海域海岸資源統計

110 年維護海域海岸資源 711 件、查獲嫌犯 209 人，與上年比較，案件數增加 25 件，嫌犯減少 62 人。若加計跨類別案件統計，案件數合計 712 件，較上年增加 21 件，主因本署協助海洋保育署，加強海洋保護區巡查，共同守護海洋生態，致處理野生保育動物屍體及拯救野生保育動物分別增加 40 及 21 件所致。

若依案件型態觀察，以處理野生保育動物屍體 395 件為大宗，占 55.5%；餘依序為拯救野生保育動物 86 件(12.1%)、其他維護海域海岸資源統計 81 件(11.4%)、非法捕魚 79 件(11.1%)、處理海洋（岸）污染 63 件(8.8%)、捕殺販售野生保育動物 6 件(0.8%)、盜採砂石伐木 2 件(0.3%)。

依查獲機關觀察，以北部分署查

2.8 The Statistics of Maintaining Marine and Coastal Resources

In 2021, there were 209 suspects seized in 711 cases of Maintaining Marine and Coastal Resources. Comparing with last year, 25 cases were increased, and 62 suspects were decreased. If cross-categories cases were counted, the total number of cases was 712, increased by 21 cases comparing with last year, mainly due to that CGA assisted the Ocean Conservation Administration to strengthen the patrol of ocean protected areas, and jointly protecting the marine ecology, resulting in an increase of 40 cases of Handling of Conserved Wildlife Remains, 21 cases of Rescue of Conserved Wildlife respectively.

To make an observation by seized category, 395 cases of Handle of Conserved Wildlife Remains were the most, accounting for 55.5%, following by 86 cases of Rescue of Conserved Wildlife (12.1%), 81 cases of The Statistics of Other Maintenance about Marine and Coastal Resources (11.4%), 79 cases of Illegal Fishing (11.1%), 63 cases of Handling of Marine/Coastal Pollution (8.8%), 6 cases of Killing and Selling of Conserved Wildlife (0.8%) and 2 cases of Illegal Mining of Sand/Gravel and Logging (0.3%) in turn.

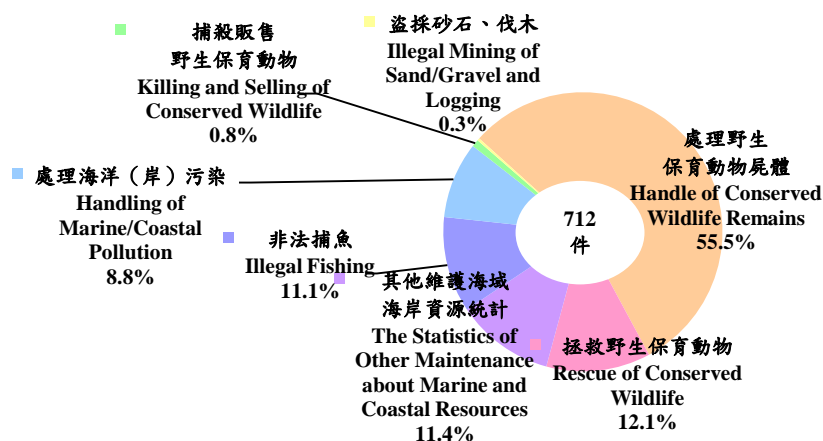
To make an observation by seized sector, the Northern Branch seized 206 cases, accounting for

獲 206 件居冠，占 29.0%，金馬澎分署 169 件次之，占 23.8%，東部分署 94 件居第三，占 13.2%。另查獲區域以岸際占 65.4%、海域占 17.2%、港口占 16.6%居前三名。查獲縣市中，以澎湖縣 118 件居冠，新北市 112 件及臺東縣 69 件分居二、三位，案件類型則均以處理野生保育動物屍體案件為主。

29.0% as the most, the Kinmen-Matsu-Penghu Branch seized 169 cases, accounting for 23.8% as the second, the Eastern Branch seized 94 cases as the third, accounting for 13.2%. In terms of seized area, the top three were coast accounting for 65.4%, sea accounting for 17.2% and port accounting for 16.6 % respectively. As for county/city, 118 seized cases in Penghu County were the top, 112 seized cases in New Taipei City and 69 seized cases in Taitung County ranked 2nd and 3rd, among which Handle of Conserved Wildlife Remains was the major.

圖 2.15 110 年維護海域海岸資源統計

Figure 2.15 2021 The Statistics of Maintaining Marine and Coastal Resources



(九) 災難救護及服務工作統計

110 年執行災難救護及服務工作計 1,221 件，包含救難、救生、其他災難救護及服務工作等 3 類，其中「救難」係船舶因天災、機器故障、碰撞、漏水、擱淺、失火或絞擺等原因而致船舶、船員、旅客遭難有立即性危險，由本署派遣人、船、航空器或機具設備參與救援行動者。「救生」係指因人員落水或因從事有關水上作業、活動而受傷、生病，有致命之危險，由本署參與救援行動者。「其他災難救護及服務工作」則指由本署

2.9 The Statistics of Disaster Rescues and Service Works

In 2021, there were 1,221 cases of Disaster Rescues and Service Works, including three categories as Rescue, LifeSaving, and Other Disaster Rescues and Service Works, among which “Rescue” refer to vessels, crew, and passengers at stake with immediate danger due to the causes as casualty, engine breakdown, collision, leakage, stranded, fired and propeller twist that CGA dispatches staff, ships, aircrafts or other machinery equipment to participate in the rescue operations. “LifeSaving” refers to persons who fell into the water, injured, or ill due to engaging the water work or behavior, with fatal risk that CGA participate in the rescue. As for “Other Disaster Rescues and Service Works”, refer to other disaster rescues and service works which cannot be classified to subclasses of

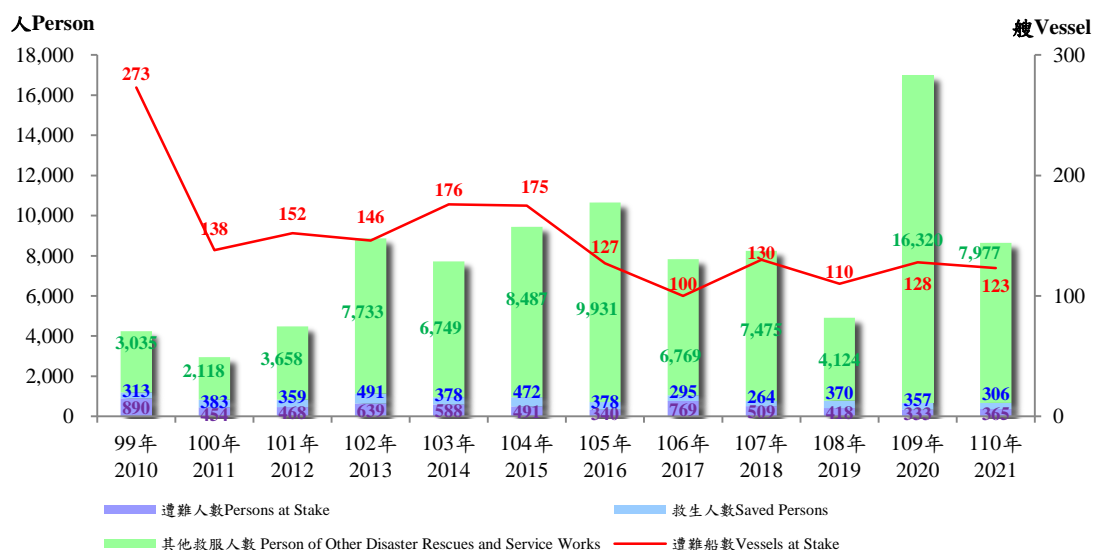
處理非屬救難、救生之其他災難救護及為民服務等工作，包含處理（打撈）浮屍、處理海事糾紛案件、遇險船舶戒護服務、外離島緊急傷病醫療後送服務、旅客疏運及物資救援服務、岸際急難事件救援服務、海（水）上活動安全維護服務及其他等服務工作。茲分述如下：

1. 救難統計

110 年救難案件 121 件，與上年同，遭難船舶 123 艘、遭難人數 365 人，分較上年減少 5 艘及增加 32 人。若依事故處理區域觀察，依序以海域、港口及岸際居前三位，其中海域救難案件 83 件（占 68.6%），遭難船舶 83 艘，遭難人數 285 人，較上年減少 3 件、3 艘及增加 10 人；港口 23 件（19.0%）、25 艘、39 人，則較上年增加 1 件、減少 4 艘及增加 10 人。岸際 15 件（占 12.4%）、15 艘、41 人，則較上年增加 3 件、3 艘及 13 人。

圖 2.16 歷年災難救護及服務工作統計

Figure 2.16 The Statistics of Disaster Rescues and Service Works for Years



Rescue and Lifesaving, including Handling (Salvage) of Floating Corpses, Handling of Maritime Disputes, Guard Services of Vessel in Distress, Medical Evacuation Services of Emergent Injured and Patients in Outlying Islands and Offshore Islands, Passenger Transportation Managements and Material Relief Services, Rescue Services of Coastal Emergency, Safety Maintenances of Maritime Activities (Water Sports), and Others service works. They are described respectively as follows:

2.9.1 Rescue Statistics

In 2021, there were 121 rescue cases, same as last year, 123 vessels at stake, and 365 persons at stake. Comparing with last year, 5 vessels were decreased, and 32 persons were increased respectively. To make an observation by incident handling areas, the top three were sea, port and coast in order, where 83 rescue cases (accounting for 68.6%), 83 vessels at stake, and 285 persons at stake were at sea, with a decrease of 3 cases, 3 vessels, and an increase of 10 persons comparing with last year; 23 cases (19.0%), 25 vessels, and 39 persons were at port, with an increase of 1 case, with a decrease of 4 vessels, and an increase of 10 persons. There were 15 cases (12.4 %), 15 vessels, and 41 persons were at coast, with an increase of 3 cases, 3 vessels, and 13 persons.

110 年遭難船舶種類以漁業用之漁船、漁筏及舢舨合計 99 艘居多，占 80.5%。船舶事故原因以機器故障為主，占 37.4%，失火居次，占 23.6%，擱淺再次之，占 13.0%。船舶救助結果以本署拖救 59 艘為主，占 48.0%。另遭難人員獲救情形，獲救者占 93.7%，失蹤者及死亡者分占 4.7% 及 1.6%。

2. 救生統計

110 年救生案件 223 件，救生人數 306 人。分較上年減少 38 件、51 人。若依事故處理區域觀察，案件主要發生於海域、岸際、港口，三者合占 95.5%。事故處理縣市中，案件逾 20 件以上者，依序為新北市、高雄市、屏東縣及宜蘭縣，合占 54.7%。另救生人數中，獲救者占 72.9%，

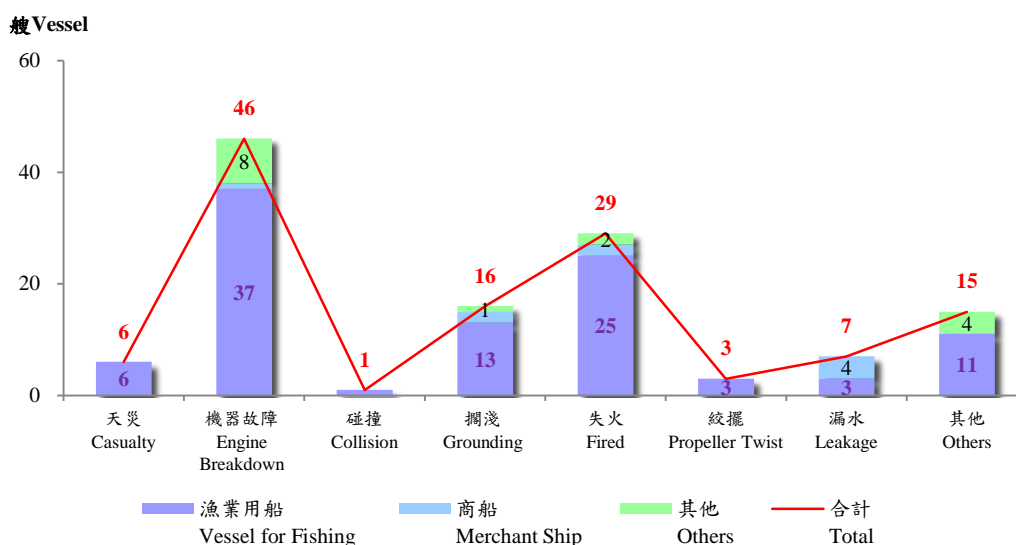
In 2021, there were 99 vessels for fishing at stake with most types of fishing vessels, fishing rafts and sampans, accounting for 80.5%. Among the causes of marine incident, engine breakdown was the major, accounting for 37.4%, fired as the second, accounting for 23.6%, and grounding as the third, accounting for 13.0%. As for the vessel rescue results, CGA towed 59 vessels as the major, accounting for 48.0%. As for the rescue results of persons at stake, rescued persons accounted for 93.7%; missing and dead persons respectively accounted for 4.7% and 1.6%.

2.9.2 LifeSaving Statistics

In 2021, there were 223 LifeSaving cases and 306 saved persons. Comparing with last year, 38 cases and 51 saved persons were decreased respectively. To make an observation by the incident handled areas, the cases happened at sea, coast, and port were the major, together accounting for 95.5%. Among the incident handled county/city in which the number of cases more than 20, New Taipei City, Kaohsiung City, Pingtung County and Yilan County were in turn, together accounting for 54.7%. In addition, the rescued persons accounted for 72.9% of the total

圖 2.17 110 年遭難船舶事故原因統計

Figure 2.17 2021 The Causes of Vessel at Stake Statistics



死亡及失蹤者則分占 19.0%及 8.2%。

3.其他災難救護及服務工作統計

110 年其他災難救護及服務工作計 901 件，較上年增加 67 件；服務人數 7,977 人，則較上年減少 8,343 人，主因海（水）活動安全維護與旅客疏運及物資救援服務人數分別減少 3,701 人及 2,238 人所致。另依處理機關觀察，處理案件數以艦隊分署 443 件，占 49.2% 為主。查處縣市中，以新北市 142 件最多，臺東縣 137 件次之，高雄市 111 件再次之。

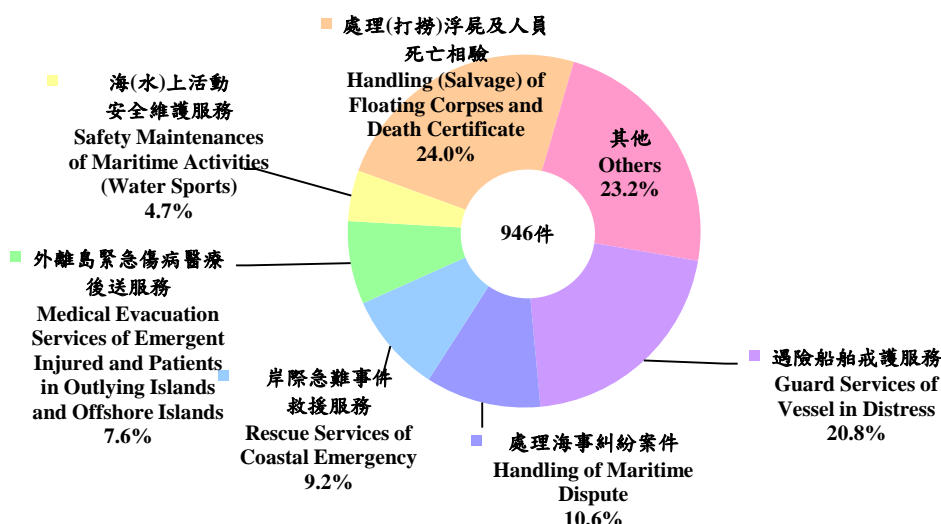
number of saved persons, dead and missing persons respectively accounted for 19.0% and 8.2%.

2.9.3 Other Disaster Rescues and Service Works Statistics

In 2021, there were 901 Other Disaster Rescues and Service Works cases, and 7,977 persons of disaster rescues and service works. Comparing with last year, 67 cases were increased; 8,343 persons of disaster rescues and service works were decreased, mainly due to served persons of Safety Maintenances of Maritime Activities (Water Sports), Passenger Transportation Managements and Material Relief Services, respectively decreased by 3,701 and 2,238 persons. To make an observation by handled sector, there were 443 cases handled by the Fleet Branch, accounting for 49.2% as the major. Among the incident handled county/city, 142 cases were handled in New Taipei City as the most, following by 137 cases handled in Taitung County, and 111 cases handled in Kaohsiung City in turn.

圖 2.18 110 年其他災難及服務工作案件結構

Figure 2.18 2021 Structure of Other Disaster Rescues and Service Works



若加計跨類別案件統計，110 年其他災難救護及服務工作合計 946

For additional cross-category cases statistics, among total 946 Other Disaster Rescues and Service Works cases in 2021. Among the cases, 78.5% of the cases were handled in the following

件，案件形態中，依序以處理(打撈)浮屍及人員死亡相驗、其他、遇險船舶戒護服務及處理海事糾紛案件達百件以上等 4 類，合占 78.5%。

(十) 其他海巡績效統計

110 年其他海巡績效案件 2,048 件，與上年比較，案件數減少 164 件或 7.4%，主因取締越界非捕魚船舶減少 141 件與查獲失聯移工案件減少 83 件，致其他案件減少 229 件所致。

若以查獲處理機關觀察，以艦隊分署 853 件最多，占 41.7%，主要以執行護漁及經濟海域巡護之處理專

four categories: Handling (Salvage) of Floating Corpses and Death Certificate, Others, Guard Services of Vessel in Distress, and Handling of Maritime Dispute in turn, with more than 100 cases.

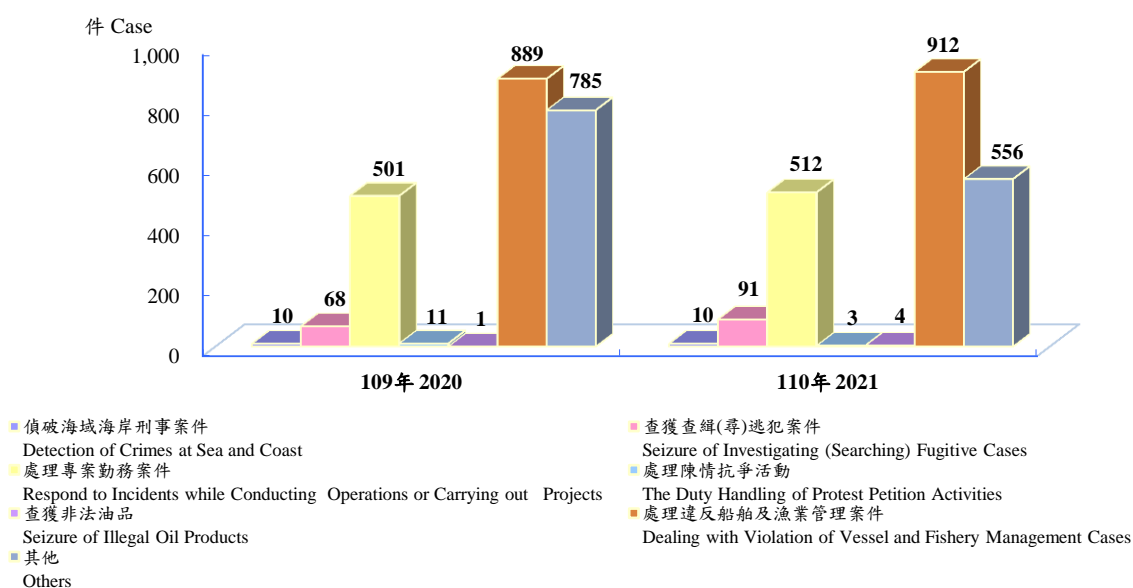
2.10 The Statistics of Other Business Performance

In 2021, there were in total of 2,048 cases for Other Business Performance seized. Comparing with last year, the number of seized cases decreased by 164 or 7.4%, mainly due to the decrease of 141 cases of Banning Trespass Non-Fishing Vessels and the decrease of 83 Seizure of Undocumented Migrant Worker Cases, resulting in a decrease of 229 Others cases

To make an observation by handled sector, it is found that the Fleet Branch seized 853 cases as the most, accounting for 41.7%, among which Respond to Incidents while Conducting Operations or Carrying Out Projects, such as implementation of Fishing Rights Protection and Exclusive Economic Zone Patrol(512 cases).

圖 2.19 其他績效案件統計

Figure 2.19 The Statistics of Other Business Performance



案勤務案件(512 件)為主；金馬澎分署 651 件次之，占 31.8%，以處理違反船舶及漁業管理案件(610 件)為主。

若加計跨類別案件統計，110 年其他海巡績效合計 2,088 件中，以處理違反船舶及漁業管理案件 912 件最多，占 43.7%；其他案件 556 件(含取締越界非捕魚船舶 250 件、安檢發現境管人士 97 件、失聯移工案件及戒護火炮射擊海域勤務各 68 件)次之，占 26.6%；處理專案勤務案件 512 件(含護漁及經濟海域巡護作業 452 件)居第三，占 24.5%。

were the major. The Kinmen-Matsu-Penghu Branch seized 651 cases, accounting for 31.8%, among which Dealing with Violation of Vessel and Fishery Management Cases(610 cases) was the major.

For additional cross-category cases statistics, among total 2,088 cases for Other Business Performance seized in 2021, the top three categories were as follows: 912 Dealing with Violation of Vessel and Fishery Management Cases as the most, accounting for 43.7%, 556 cases of Others (250 cases of Banning Trespass Non-Fishing Vessels, 97 cases of Persons under Entry Management Found by Security Inspection, and 68 cases of Seizure of Undocumented Migrant Worker Cases and Firing Sea Areas Guard Services respectively included) as the second, accounting for 26.6 %, and 512 Respond to Incidents while Conducting Operations or Carrying Out Projects Cases (452 Fishing Rights Protection and Exclusive Economic Zone Patrol cases included) as the third, accounting for 24.5%.