

貳、業務績效

一、整體業務績效分析

本署業務績效依案件類別區分為查獲槍砲彈藥刀械、查獲毒品、查獲私運農林漁畜產品及其他物品、查獲非法入出國、查獲人口販運、查獲經濟犯罪之專案工作、取締非法越區捕魚、維護海域海岸資源、災難救護及服務工作與其他海巡績效等 10 大類。本節先就整體業務績效案件數、嫌犯人數進行分析，下節則分就各類別分析。

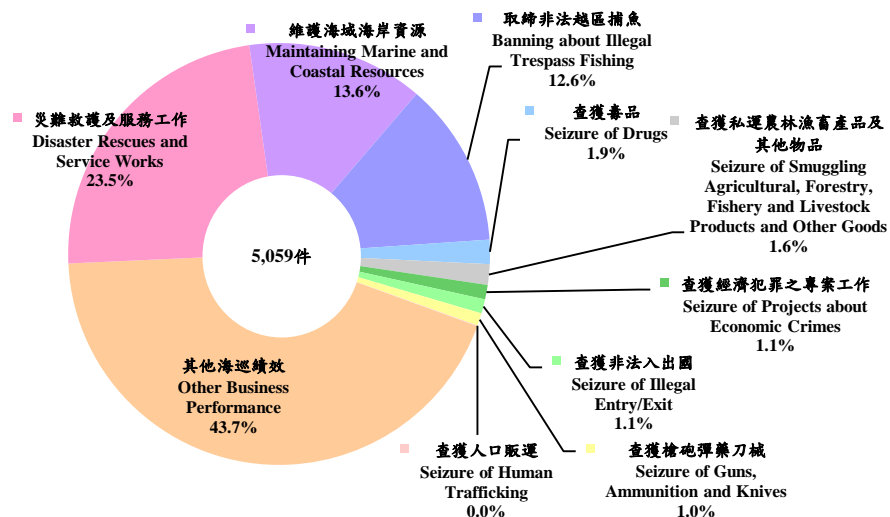
(一) 績效案件數統計

1. 績效案件數結構與變動

109 年本署業務績效總案件數 4,864 件，較上年增加 541 件或 12.5 %；若加計跨類別案件合計 5,059

圖 2.1 109 年各類業務績效案件結構

Figure 2.1 2020 Structure of Business Performance Cases



II . Business Performance

1. Overall Business Performance Analysis

The business performance of CGA was divided by case characteristics, into such 10 categories as “Seizure of Guns, Ammunition and Knives”, “Seizure of Drugs”, “Seizure of Smuggling Agricultural, Forestry, Fishery and Livestock Products and Other Goods”, “Seizure of Illegal Entry/Exit”, “Seizure of Human Trafficking”, “Seizure of Projects about Economic Crimes”, “Banning about Illegal Trespass Fishing”, “Maintaining Marine and Coastal Resources”, “Disaster Rescues and Service Works” and “Other Business Performance”. In this section, the number of overall business performance cases and the number of suspects will be first analyzed, and each category of business performance will be analyzed in next section.

1.1 Statistics of Performance Cases

1.1.1 Structure and changes of performance cases

There were total 4,864 business performance cases of CGA in 2020, increased by 541 cases or 12.5% comparing with last year; if cross-categories cases were counted, the total

件，則增加 558 件或 12.4%，主因受災難救護及服務工作、取締非法越區捕魚、其他海巡績效分別增加 229、209 及 178 件所致。若依案件類別觀察，受處理違反船舶及漁業管理案件 889 件、護漁及經濟海域巡護作業 470 件、取締越界非捕魚船舶 391 件影響，以其他海巡績效 2,212 件居首，占 43.7%；災難救護及服務工作 1,187 件次之，占 23.5%；維護海域海岸資源 686 件居第三，占 13.6%。

2.機關績效案件數統計

本署下轄八大分署，因派出單位之業務特性及轄區地境線不同，致查處成效亦略有差異，以下依納編岸巡隊、海巡隊及查緝隊等各分署觀察：

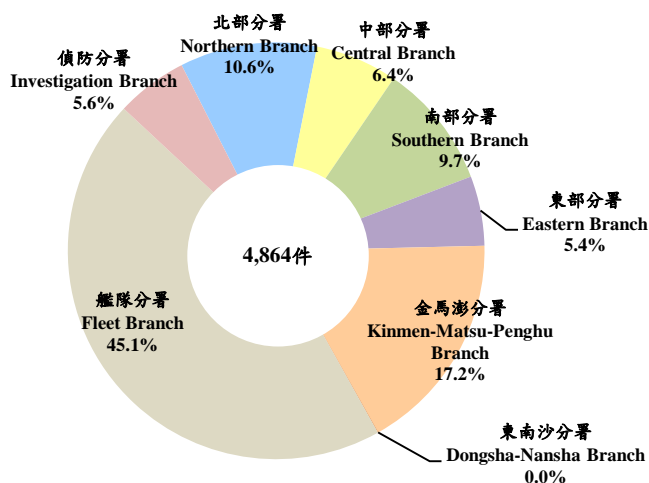
number of cases was 5,059, increased by 558 cases or 12.4 %, mainly due to Disaster Rescues and Service Works, Banning about Illegal Trespass Fishing and Other Business Performance respectively increased by 229, 209 and 178 cases. To make an observation by category, among total business performance, Other Business Performance with 2,212 cases was the most, accounting for 43.7%, due to the influence of 889 Dealing with Violation of Vessel and Fishery Management Cases, 470 Fishing Protection and Patrol Operations at Economic Zone cases, and 391 Banning Trespass Non-Fishing Vessels cases; the next was Disaster Rescues and Service Works with 1,187 cases, accounting for 23.5%; the third was Maintaining Marine and Coastal Resources with 686 cases, accounting for 13.6 %.

1.1.2 The statistics of performance cases by sector

CGA has eight branches, and due to the different business characteristics of the dispatched units and the different boundary areas of the jurisdictions, the effectiveness of the investigations was slightly different. The following is to make an observation by each branch where Coastal Patrol Corps, Offshore Flotilla, and Reconnaissance Brigade are included:

圖 2.2 109 年業務績效案件數統計—機關別

Figure 2.2 2020 The Statistics of Business Performance Cases—by Sector



納編岸巡隊者計有北部、中部、南部、東部及金馬澎分署，109 年業務績效總案件數計 2,400 件，若加計跨類別案件合計 2,401 件，較上年增加 201 件或 9.1%，查處類別以處理違反船舶及漁業管理案件為主之其他海巡績效居第一，占 47.5%、災難救護及服務工作居次，占 25.1%、維護海域海岸資源居第三，占 23.5%。

納編海巡隊者為艦隊分署，109 年計 2,192 件，若加計跨類別案件合計 2,372 件，較上年增加 559 件或 30.8%，查處類別以護漁及經濟海域巡護及取締越界非捕魚船舶為主之其他海巡績效(占 42.1%)、取締非法越區捕魚(26.7%)、災難救護及服務工作(23.9%)居前三位。

納編查緝隊者為偵防分署，109 年計 270 件，若加計跨類別案件合計 284 件，較上年減少 201 件或 41.4%，查處類別則依序以查獲毒品(占 27.8%)、查獲失聯移工案件為主之其他海巡績效(26.1%)、私運農林漁畜產品及其他物品(16.2%)、查獲非法入出國(13.0%)、查獲槍砲彈藥刀械(9.2%)等犯罪偵防案件為主。

Coastal Patrol Corps was included in Northern, Central, Southern, Eastern, and Kinmen-Matsu-Penghu Branches. In 2020, total number of business performance cases was 2,400, if cross-categories cases were counted, the total number of cases was 2,401, increased by 201 cases or 9.1% comparing with last year. As for the seizure category, Other Business Performance, among which Violation of Vessel and Fishery Management Cases was the main category, ranked the 1st, accounting for 47.5%; the next was Disaster Rescues and Service Works, accounting for 25.1%, and the third was Maintaining Marine and Coastal Resources, accounting for 23.5%.

Fleet Branch including the Offshore Flotilla seized 2,192 cases in 2020, if cross-categories cases were counted, the total number of cases was 2,372, increased by 559 cases or 30.8% comparing with last year. As for the seizure category, Other Business Performance, among which Fishing Protection and Patrol Operations at Economic Zone, and Banning Trespass Non-Fishing Vessels were the main type (accounting for 42.1%), Banning about Illegal Trespass Fishing (26.7%), and Disaster Rescues and Service Works (23.9%) were the top three.

Investigation Branch including the Reconnaissance Brigade seized 270 cases in 2020, if cross-categories cases were counted, the total number of cases was 284, decreased by 201 cases or 41.4% comparing with last year. The main seizure categories were crime investigation cases such as Seizure of Drugs (accounting for 27.8%), Other Business Performance, among which Seizure of Undocumented Migrant Worker Cases was the main category (26.1%), Seizure of Smuggling Agricultural, Forestry, Fishery and Livestock Products and Other Goods (16.2%), Seizure of Illegal Entry/Exit (13.0%), and Seizure of Guns, Ammunition and Knives (9.2%) in turn.

3.績效案件查獲處理區域

若將查獲處理區域分為海域、岸際、港口、河道、內陸和機場等 6 個區域，109 年查獲處理區域主要集中於海域(占 40.1%)、港口(33.8%)、岸際(18.1%)、內陸(7.5%) 4 個區域。若以縣市別觀察，金門、連江、澎湖等三個離島縣市合計查獲 1,682 件，占 34.6%；臺灣本島則以屏東縣查獲處理 454 件最多，占 9.3%，高雄市 385 件，占 7.9%次之，新北市 337 件，占 6.9%再次之。

(二) 查獲嫌犯人數統計

1.查獲嫌犯性別與國籍

109 年本署業務績效查獲總嫌犯 2,357 人，較上年減少 431 人，主因取締非法越區捕魚減少 370 人所致。若依嫌犯國籍觀察，本國籍嫌犯

1.1.3 Seized area for performance cases

If the seized areas are divided into six areas as sea, coast, port, waterway, inland and airport, in 2020, the mainly seized areas were four as sea accounting for 40.1%, port accounting for 33.8%, coast accounting for 18.1%, and inland accounting for 7.5% in turn. If an observation is made by county/city, there were 1,682 seized cases in three counties as Kinmen, Lienchiang, and Penghu in offshore islands of Taiwan, accounting for 34.6%. In Taiwan Island, there were 454 seized cases in Pingtung County as the top one, accounting for 9.3%, 385 seized cases in Kaohsiung City as the second, accounting for 7.9%, and 337 seized cases in New Taipei City as the third, accounting for 6.9%.

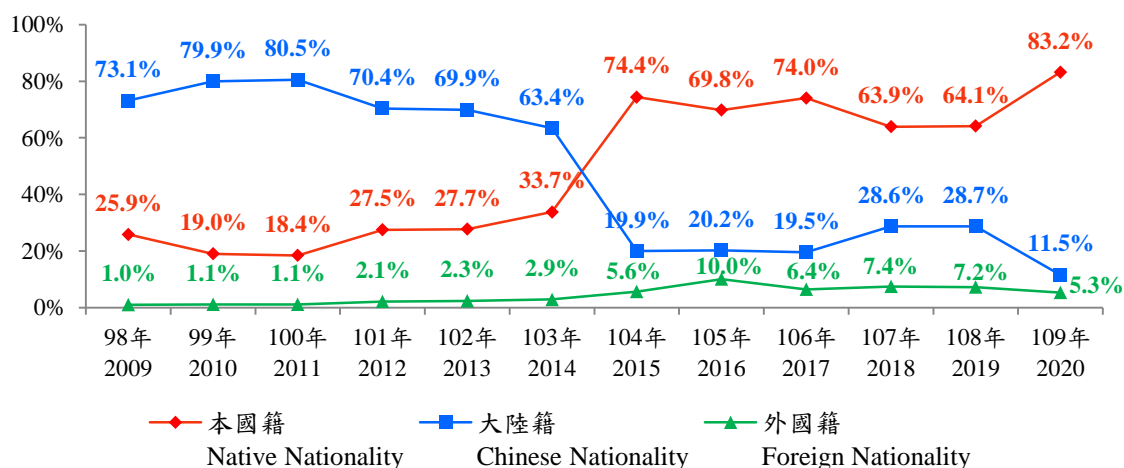
1.2 Statistics of the Suspects Seized

1.2.1 The suspects seized by sex and nationality

There were total 2,357 suspects seized for business performance of CGA in 2020, with a decrease of 431 persons, comparing with last year that mainly because the suspects for Banning about Illegal Trespass Fishing decreased by 370 persons. If an observation is made by nationality, there were 1,961 natives,

圖 2.3 歷年業務績效案件嫌犯統計—按國籍分

Figure 2.3 The Statistics of Suspects for Business Performance for Years
—by Nationality



1,961 人，占 83.2%；大陸籍 271 人，占 11.5%；外國籍 125 人，占 5.3%。若以性別觀察，男性 2,276 人，占九成七；女性 81 人，則僅占 3.4%。

accounting for 83.2%, 271 Chinese suspects, accounting for 11.5 %, and 125 foreigners, accounting for 5.3%. If an observation is made by sex, 2,276 persons were male, accounting for 96.6%, and 81 persons were female, accounting for 3.4% only.

2. 查獲嫌犯按年齡及教育程度分

1.2.2 The suspects seized by age and education

109 年查獲之嫌犯中，七成七集中於 40 歲以上年齡者；30 歲至未滿 40 歲者亦占 15.2%。若依其教育程度觀察，不識字（含不詳）者達 1,477 人最多，占六成三；高中（職）程度

Among the suspects seized in 2020, most were 40 years old and over, accounting for 76.8%; those who 30 ~ 39 years old were accounting for 15.2%. If an observation is made by education, 1,477 persons of illiterate (including unknown) were the most, accounting for 62.7%; 313 persons graduated from senior (vocational) high

圖 2.4 109 年查獲業務績效案件嫌犯統計—按年齡分

Figure 2.4 2020 The Statistics of Suspects for Business Performance — by Age

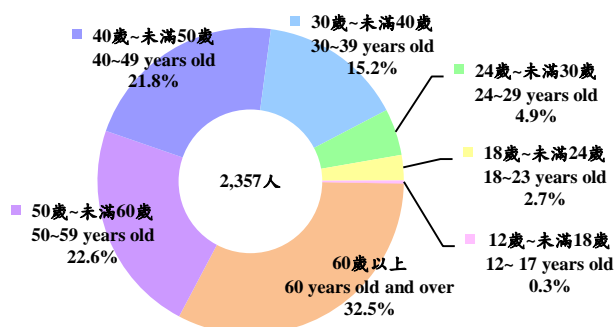
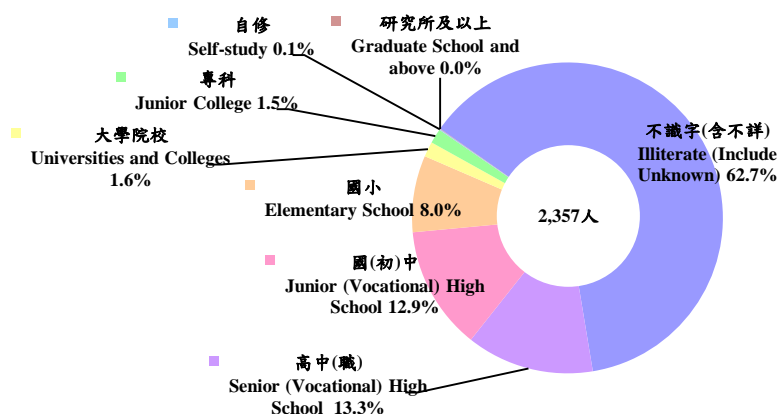


圖 2.5 109 年查獲業務績效案件嫌犯統計—按教育程度分

Figure 2.5 2020 The Statistics of Suspects for Business Performance — by Education



者 313 人次之，占 13.3%；國（初）中及國小程度者分別為 303 及 188 人，居第三、第四，分占 12.9%及 8.0%。各案件類別中，查獲槍砲彈藥刀械、查獲毒品之嫌犯以高中（職）及國（初）中程度者居多；查獲私運農林漁畜產品及其他物品之嫌犯以高中（職）、國小及國（初）中程度者居多；查獲非法入出國、查獲人口販運及查獲經濟犯罪之專案工作之嫌犯均以高中（職）及國（初）中程度者居多；取締非法越區捕魚之嫌犯以不識字（含不詳）及國小程度者居多；維護海域海岸資源及其他海巡績效之嫌犯則均以不識字（含不詳）者居多。

3.查獲嫌犯按職業分

109 年查獲之嫌犯中，以從事農林漁牧業生產人員 1,786 人最多，占約七成六。各案件類別中，查獲槍砲彈藥刀械之嫌犯以無職者為主；查獲毒品之嫌犯以無職及其他職業者居多；查獲非法入出國及查獲人口販運以農林漁牧業生產人員、基層技術工及勞力工為主；查獲經濟犯罪之專案工作以其他職業者為主；餘各類嫌犯多以從事農林漁牧業生產人員為主。

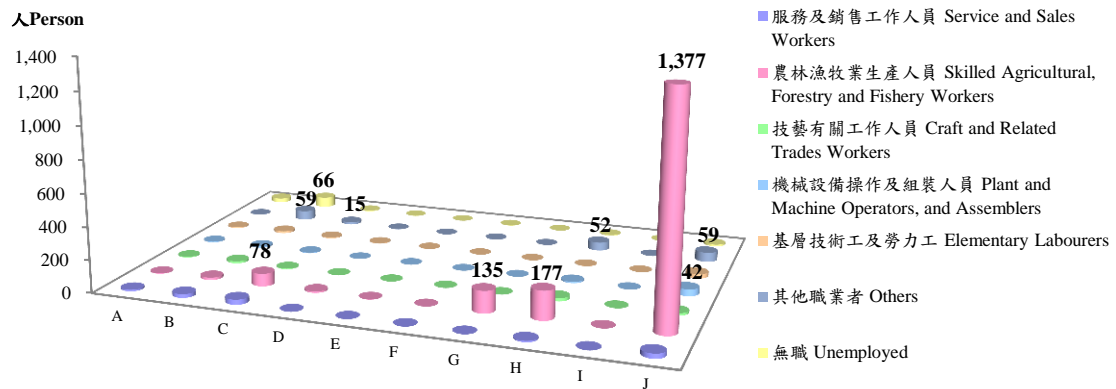
school ranked the second, accounting for 13.3%; 303 persons graduated from junior (vocational) high school, accounting for 12.9% and 188 persons from elementary school, accounting for 8.0%, ranked 3rd and 4th respectively. In terms of case category, the suspects of Seizure of Guns, Ammunition and Knives, Seizure of Drugs most were graduated from senior (vocational) high school and junior (vocational) high school; the suspects of Seizure of Smuggling Agricultural, Forestry, Fishery and Livestock Products and Other Goods most were graduated from senior (vocational) high school, elementary school and junior (vocational) high school, the suspects of Seizure of Illegal Entry/Exit, Seizure of Human Trafficking and Seizure of Projects about Economic Crimes most were graduated from senior (vocational) high school and junior (vocational) high school; the suspects of Banning about Illegal Trespass Fishing most were illiterate (including unknown) and graduated from elementary school; the suspects of Maintaining Marine and Coastal Resources and Other Business Performance most were illiterate (including unknown).

1.2.3 The suspects seized by occupation

Among the suspects seized in 2020, most were Skilled Agricultural, Forestry and Fishery Workers of 1,786 persons, accounting for 75.8%. In terms of case category, most suspects of Seizure of Guns, Ammunition and Knives were Unemployed. Most suspects of Seizure of Drugs were Unemployed and Others. Most suspects of Seizure of Illegal Entry/Exit and Seizure of Human Trafficking were Skilled Agricultural, Forestry and Fishery Workers, Elementary Labourers. Most suspects of Seizure of Projects about Economic Crimes were Others. Most suspects of remained seized case were Skilled Agricultural, Forestry and Fishery Workers.

圖 2.6 109 年各類別業務績效案件嫌犯統計—按職業分

Figure 2.6 2020 The Statistics of Suspects for Business Performance — by Occupation



A：查獲槍砲彈藥刀械 Seizure of Guns, Ammunition and Knives

B：查獲毒品 Seizure of Drugs

C：查獲私運農林漁畜產品及其他物品 Seizure of Smuggling Agricultural, Forestry, Fishery and Livestock Products and Other Goods

D：查獲非法入出國 Seizure of Illegal Entry/Exit

E：查獲人口販運 Seizure of Human Trafficking

F：查獲經濟犯罪之專案工作 Seizure of Projects about Economic Crimes

G：取締非法越區捕魚 Banning about Illegal Trespass Fishing

H：維護海域海岸資源 Maintaining Marine and Coastal Resources

I：災難救護及服務工作 Disaster Rescues and Service Works

J：其他海巡績效 Other Business Performance

二、 主要案件類別分析

(一) 查獲槍砲彈藥刀械統計

109 年查獲槍砲彈藥刀械 49 件，較上年減少 19 件或 27.9%，其中查獲槍枝 66 枝，減少 19 枝或 22.4%；彈類 1,697 顆，減少 1,003 顆或 37.1%。查獲機關以偵防分署查獲 26 件最多，占 53.1%；艦隊分署 22 件次之，占 44.9%；南部分署僅 1 件居第三，占 2.0%。另查獲區域以內陸為主，占 98.0%。

若依查獲縣市觀察，查獲槍枝以彰化縣 12 枝最多，桃園市 8 枝次之，臺北市、高雄市及屏東縣各 6 枝並列第三。另查獲彈類則以桃園市 938 顆最多，臺南市 320 顆次之，彰化縣 130 顆居第三。

2. Analysis of Major Case Categories

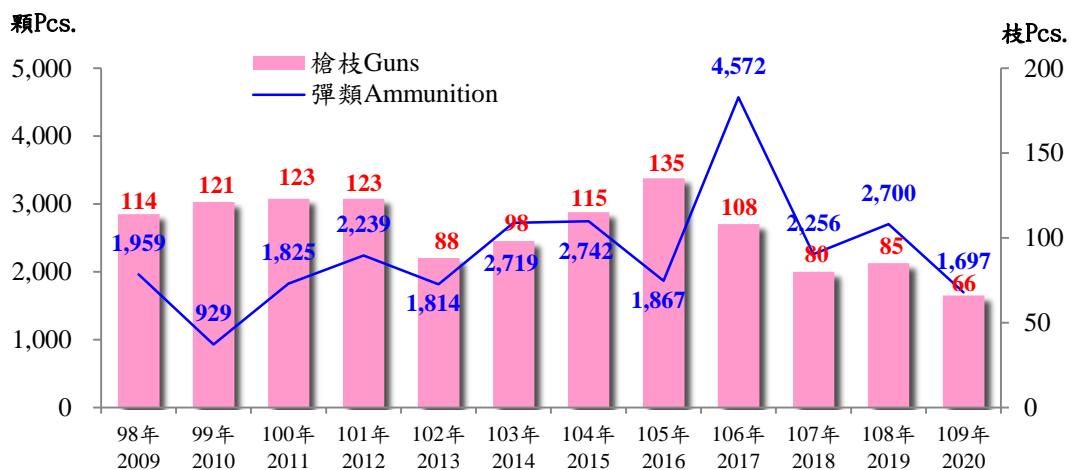
2.1 The Statistics of Guns, Ammunition and Knives Seized

The number of Guns, Ammunition and Knives Seized in 2020 was 49 cases, decreased by 19 cases or 27.9% comparing with last year, among which 66 guns were seized with a decrease of 19 pieces or 22.4% comparing with last year. 1,697 pieces of ammunition were seized with a decrease of 1,003 pieces or 37.1%. By seized sector, the Investigation Branch seized 26 cases as the most, accounting for 53.1%; the Fleet Branch seized 22 cases as the second, accounting for 44.9%; the Southern Branch only seized 1 case as the third, accounting for 2.0%. As for the areas where the Guns, Ammunition and Knives Seized, inland was the most, accounting for 98.0%.

If an observation is made by county/city, there were 12 pieces of guns seized in Changhua County as the most, 8 pieces seized in Taoyuan City as the second, and 6 pieces seized in Taipei City, Kaohsiung City and Pingtung County respectively as the third. In addition, in term of ammunition seized, there were 938 pieces seized in Taoyuan City as the most, 320 pieces seized in Tainan City as the second and 130 pieces seized in Changhua County as the third.

圖 2.7 歷年查獲槍砲彈藥統計

Figure 2.7 The Statistics of Guns and Ammunition Seized for Years



(二) 查獲毒品統計

109 年查獲毒品 94 件、8,047.1 公斤，其中，第二級毒品查獲 4,580.3 公斤居首，占 56.9%，逾九成九為安非他命；第三級毒品以查獲喵喵及其半成品為主，查獲量 1,325.6 公斤次之，占 16.5%；第四級毒品以查獲甲基苯丙酮為主，查獲量 1,151.1 公斤居第三，占 14.3%；第一級毒品查獲 990.1 公斤居第四，占 12.3%，全數為查獲海洛英及古柯鹼，分占 61.3%、38.7%。另 109 年經警政署認列之製毒工廠計 3 座，均位於屏東縣。

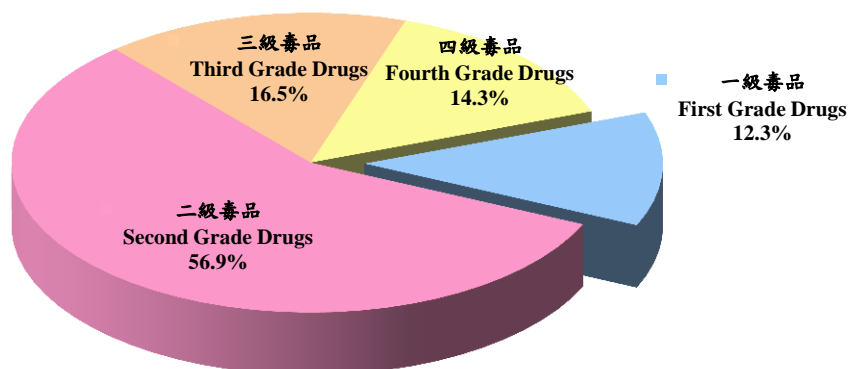
與上年比較，查獲案件數減少 52 件或 35.6%，查獲量減少 826.9 公斤或 9.3%，其中第四級毒品減少 3,806.5 公斤或 76.8%；第三級毒品減少 421.9 公斤或 24.1%；第二級毒品

2.2 The Statistics of Drugs Seized

94 cases and 8,047.1 kg of drugs were seized in 2020, among which 4,580.3 kg of the Second Grade Drugs were seized, accounting for 56.9% as the most, among which Amphetamine accounted for 99.5%; 1,325.6 kg of the Third Grade Drugs were seized, among which Meow Meow and semi-finished products as the major, accounted for 16.5% as the second; 1,151.1 kg of the Fourth Grade Drugs were seized, among which Methylpropionophenone as the major, accounting for 14.3% as the third; 990.1 kg of the First Grade Drugs were seized, accounting for 12.3% as the Fourth, among which Heroin and Cocaine accounted for 61.3% and 38.7% respectively. In addition, 3 drugs manufacturing factories listed by National Police Agency were all situated in Pingtung County.

Comparing with last year, the number of seized cases decreased by 52 cases or 35.6%, and the seized number of drugs decreased by 826.9 kg or 9.3%. Among which the Fourth Grade Drugs decreased by 3,806.5 kg, with a decrease rate of 76.8%. The Third Grade Drugs decreased by 421.9 kg, with a decrease rate of 24.1%. The seized number of the Second Grade Drugs and

圖 2.8 109 年查獲毒品數量結構統計
Figure 2.8 2020 The Statistics of Drugs Seized Structure



及第一級毒品則分別增加 3,035.1 公斤(增 2.0 倍)及 366.4 公斤(增 58.7%)。

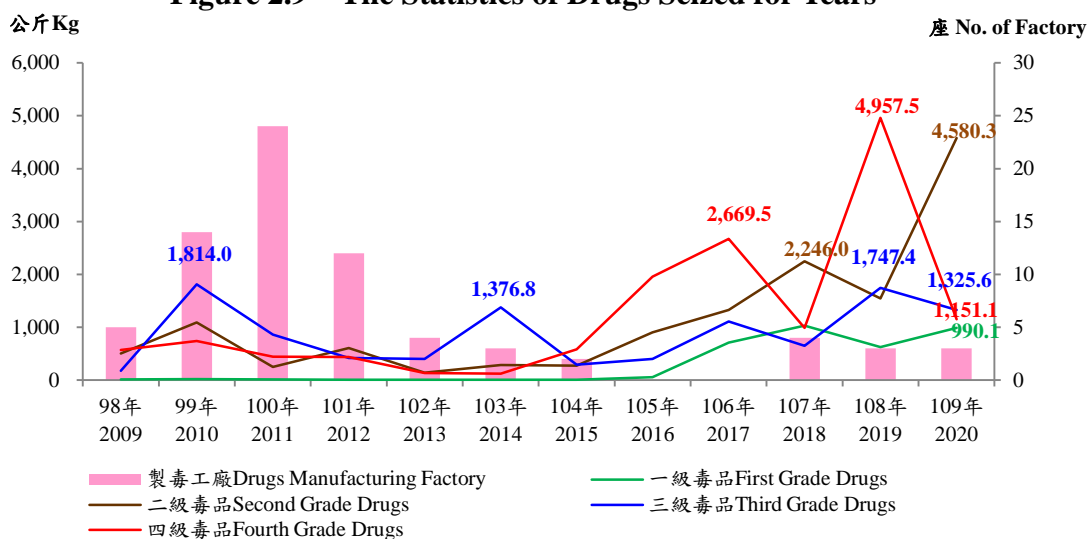
依查獲機關觀察，以偵防分署查獲 79 件居首，占 84.0%；艦隊分署 12 件次之，占 12.8%。另查獲區域集中於內陸地區，占 88.3%。若依查獲縣市觀察毒品查獲量，在海峽兩岸共同打擊犯罪與國際合作下，109 年查獲毒品數量，於中國大陸查獲 984.0 公斤；於越南、日本、義大利、菲律賓及泰國查獲 3,766.5 公斤，合占 59.0%。至我國境內查獲者，查獲量逾 100 公斤者，依序為屏東縣(2,064.4 公斤)、臺中市(869.2 公斤)，新北市(104.6 公斤)及嘉義縣(100.8 公斤)，合占 39.0%。

the First Grade Drugs respectively decreased by 3,035.1 kg and 366.4 kg, with an increase rate of 196.4% and 58.7%.

In terms of seized sector, the Investigation Branch seized 79 cases as the most, accounting for 84.0%; the Fleet Branch seized 12 cases, accounting for 12.8% as the second. As for the areas where the Drugs Seized, inland was the most, accounting for 88.3%. To make an observation on seized amount of drugs by county/city, under cross-strait substantive cooperation for fighting against crime and international cooperation, in 2020, 984.0 kg of drugs were seized in Mainland China, and 3,766.5 kg of drugs were seized in Vietnam, Japan, Italy, Philippines and Thailand, together accounting for 59.0%. As for in Taiwan area where the seized quantity was over 100 kg, Pingtung County (2,064.4 kg), Taichung City (869.2 kg), New Taipei City (104.6 kg), and Chiayi County (100.8 kg) were in turn, together accounting for 39.0%.

圖 2.9 歷年查獲毒品統計

Figure 2.9 The Statistics of Drugs Seized for Years



(三) 查獲私運農林漁畜產品及其他物品統計

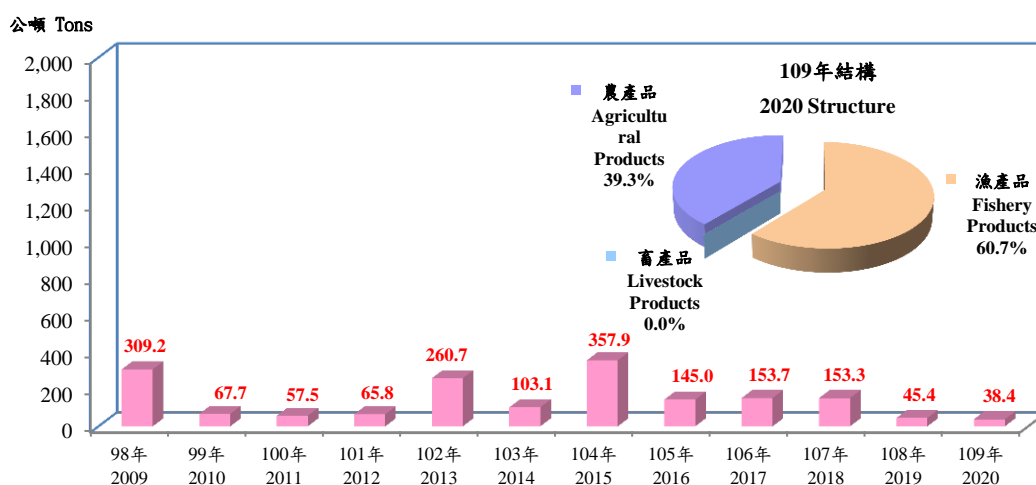
109 年查獲私運農林漁畜產品及其他物品 80 件，較上年減少 75 件或 48.4%。查獲機關以偵防分署查獲 46 件最多，占 57.5%；金馬澎分署 10 件次之，占 12.5%；艦隊分署 9 件居第三，占 11.3%。查獲區域主要集中於內陸及港口，分別占 36.3%、33.8%，餘依序為海域(16.3%) 岸際(11.3%)及機場(2.5%)。另依走私來源地及來源管道觀察，若剔除不明地區及不明管道後，分以來自中國大陸 31 件及利用船舶走私 26 件為主。茲依查獲項目分述如下：

2.3 The Statistics of Smuggling Agricultural, Forestry, Fishery and Livestock Products and Other Goods Seized

In 2020, there were 80 cases of Seizure of Smuggling Agricultural, Forestry, Fishery and Livestock Products and Other Goods, less 75 cases or 48.4% than last year. By seized sector, the Investigation Branch seized 46 cases as the most, accounting for 57.5%; the Kinmen-Matsu-Penghu Branch seized 10 cases as the second, accounting for 12.5%; the Fleet Branch seized 9 cases as the third, accounting for 11.3%. As for the seized areas, inland and port were the major, accounting for 36.3% and 33.8% respectively, following by sea (16.3%), coast (11.3%) and airport (2.5%) in turn. To make an observation by the smuggling origin and source channels, if unknown area and unknown channel were excluded, 31 cases from Mainland China and 26 cases smuggling by the vessel were the major respectively. The analysis is described by seized items as follows:

圖 2.10 歷年查獲農林漁畜產品數量統計

Figure 2.10 The Statistics of Agricultural, Forestry, Fishery and Livestock Products Seized for Years



1. 農林漁畜產品

109 年查獲農林漁畜產品計 27 案、38.4 公噸，較上年減少 47 件、7.0 公噸。其中，農產品查獲 15.1 公噸，查獲量較上年減少 7.3 公噸，多以走私中國大陸香菇為主；漁產品查獲 23.0 公噸，增加 0.2 公噸，以查獲走私沙丁魚為主；畜產品則僅查獲 10.7 公斤，增加 8.3 公斤。另 109 年查獲走私活體動物 162 隻中，以查獲保育類鸚鵡為主。

2. 其他私運物品

查獲其他私運物品主要含走私菸、酒及其他走私物品等。109 年查獲走私菸計 14,888.5 千包，較上年增加 7,758.7 千包或 1.1 倍，其中以查獲大陸菸 12,528.2 千包居冠，占 84.1%，較上年增加 10,169.7 千包；外國菸 2,257.6 千包次之，占 15.2%，較上年則減少 2,417.5 千包；本國菸 102.7 千包，僅占 0.7%，較上年增加 6.6 千包。若依查獲縣市觀察，查獲前三大縣市依序為澎湖縣查獲 5,555.1 千包，臺中市 5,376.7 千包、連江縣 1,281.0 千包，合占 82.0%。

109 年查獲走私酒 291 公升，較上年增加 159 公升或增 1.2 倍。其中，外國酒查獲 269 公升，占 92.6%，增

2.3.1 Agricultural, Forestry, Fishery and Livestock Products

In 2020, total 27 cases and 38.4 tons of the Agricultural, Forestry, Fishery and Livestock Products were seized, with a decrease of 47 cases and 7.0 tons comparing with last year. Among which the seized number of agricultural products was 15.1 tons, with a decrease of 7.3 tons comparing with last year, and most of which were mushrooms smuggled from Mainland China; as for the fishery products, the seized number was 23.0 tons, with an increase of 0.2 tons, and most of which were sardines. The seized number of Livestock Products was 10.7 kg only, with an increase of 8.3 kg. In addition, 162 smuggling live animals were seized in 2020, and most of which were conservation parrots.

2.3.2 Other Smuggling Goods

The other smuggling goods mainly included tobacco, alcohol, and other goods. In 2020, there were 14,888,466 packs of smuggling tobacco seized. Comparing with last year, the number was increased by 7,758,698 packs or 108.8%, among which 12,528,199 packs of Chinese tobacco were seized as the most, accounting for 84.1%, with an increase of 10,169,677 packs, comparing with last year. 2,257,570 packs of foreign tobacco were seized as the second, accounting for 15.2%, with a decrease of 2,417,541 packs. Only 102,697 packs of domestic tobacco were seized, accounting for 0.7%, with an increase of 6,562 packs. If an observation is made by county/city, 5,555,100 packs were seized in Penghu County, following by 5,376,711 packs seized in Taichung City and 1,281,041 pack seized in Lienchiang County in turn, together accounting for 82.0%.

In 2020, the total number of smuggling alcohol was 291 liters, with an increase of 159 liters or 120.9% comparing with last year. Among which, there 269 liters of Foreign alcohol, account for 92.6%, with an increase of 269

加 269 公升，大陸酒 22 公升，占 7.4%，減少 110 公升。若依查獲縣市觀察，分為連江縣(228 公升)、高雄市(61 公升)及基隆市(2 公升)。

(四) 查獲非法入出國統計

109 年查獲非法入出國 55 件、嫌犯 15 人、偷渡犯 158 人，分較上年減少 45 件、62 人及增加 26 人。偷渡犯中以外國籍 152 人（含越南籍 148 人及印尼籍 4 人）居首，占 96.2%，較上年增加 38 人；大陸籍 5 人次之，占 3.2%，與上年同；本國籍 1 人再次之，占 0.6%，減少 12 人。

依查獲機關觀察案件數，以偵防分署查獲 37 件最多，占 67.3%；艦隊分署查獲 12 件次之，占 21.8%；金馬澎分署查獲 5 件再次之，占 9.1

liters; 22 liters of Chinese alcohol accounting for 7.4%, with a decrease of 110 liters. If an observation is made by county/city, included Lienchiang County (228 liters), Kaohsiung City (61 liters) and Keelung City (2 liters).

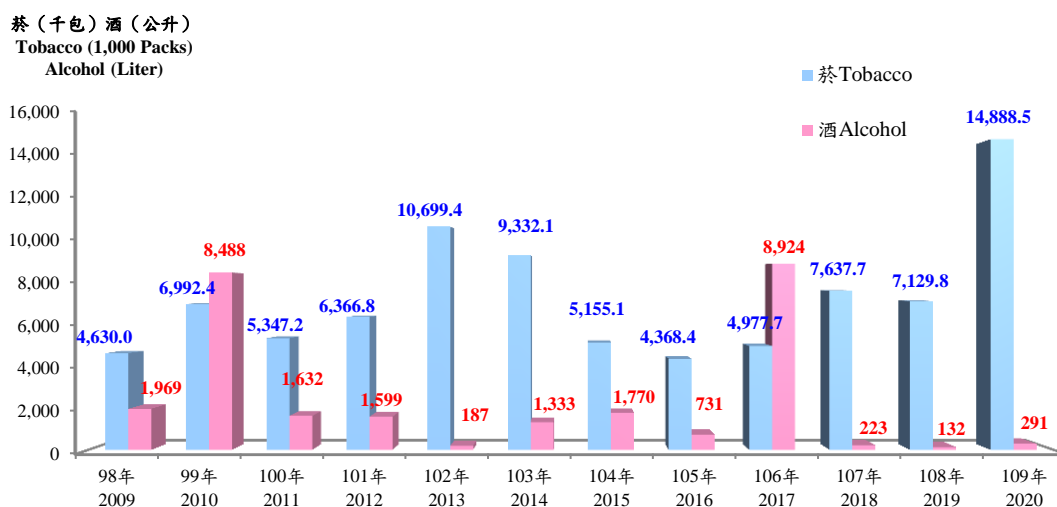
2.4 The Statistics of Illegal Entry/Exit Seized

In 2020, there were 55 Seizure of Illegal Entry/Exit cases, 15 suspects and 158 stowaways. Comparing with last year, 45 cases, 65 suspects were decreased, and 26 stowaways were increased respectively. Among stowaways, there were 152 foreigners (148 persons of Vietnamese nationality and 4 persons of Indonesian nationality included) as the most, accounting for 96.2%, with an increase of 38 persons, 5 Chinese persons as the second, accounting for 3.2%, same as last year, and 1 native person as the third, accounting for 0.6%, with a decrease of 12 persons.

If an observation is made by sector, among which the Investigation Branch with 37 cases was the most, accounting for 67.3%; the Fleet Branch with 12 cases was the second, accounting for 21.8%; the Kinmen-Matsu-

圖 2.11 歷年菸、酒物品數量統計

Figure 2.11 The Statistics of Tobacco, Alcohol for Years



％。另依查獲區域與查獲縣市交叉分析，以內陸查獲 34 件居首，其中又以桃園市(8 件)、臺中市及臺南市(各 5 件)居前三位；岸際查獲 17 件次之，主要以桃園市(5 件)、金門縣(4 件)為主；海域查獲 3 件再次之，分為屏東縣(2 件)及金門縣(1 件)。

(五) 查獲人口販運統計

109 年查獲人口販運 2 件、嫌犯 2 人，與上年比較，案件數相同、嫌犯減少 23 人。救護被害人 4 人，均屬外國籍，其中男性 3 人，為菲律賓籍遭勞力剝削者；女性 1 人，為印尼籍遭性剝削者，較上年減少 5 人。查獲處理區域與縣市則分於雲林縣崙背岸際及屏東縣後壁湖漁港。

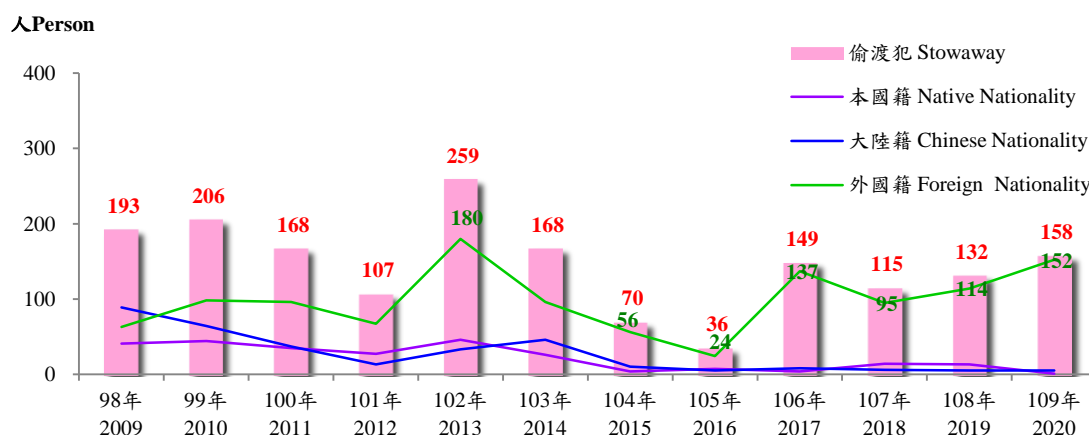
Penghu Branch with 5 cases was the third, accounting for 9.1%. As for seized area and county/city, it showed inland of 34 cases as the most, which mainly in Taoyuan City (8 cases), Taichung City and Tainan City (5 cases respectively) as the top three; 17 cases were seized at coast as the second, mainly in Taoyuan City (5 cases), and Kinmen County (4 cases); 3 cases were seized at sea as the third, distributing in Pingtung County (2 cases) and Kinmen County (1 case).

2.5 The Statistics of Human Trafficking Seized

In 2020, there were 2 cases and 2 suspects of Human Trafficking Seized. Comparing with last year, the number of cases was the same, 23 suspects were decreased. There were 4 rescued victims, all of which were foreigners, among which, 3 males were Labor Exploitation victims of Filipino nationality; 1 female was Sexual Exploitation victims of Indonesian nationality, with a decrease of 5 victims comparing with last year. As for the areas and counties/cities where the cases were seized for handle, they were at the coast of Lunbei in Yunlin County and Houbihu fishing port in Pingtung County respectively.

圖 2.12 歷年查獲偷渡犯人數統計

Figure 2.12 The Statistics of Stowaways Seized for Years



(六) 查獲經濟犯罪之專案工作統計

本署查獲經濟犯罪之專案工作包括查獲偽鈔、查獲仿冒盜版、查獲違反洗錢防制法及查獲偽劣禁藥等 4 種案件型態。109 年查獲經濟犯罪之專案工作 56 件，較上年增加 22 件，主因查獲偽劣禁藥案件增加 22 件所致。另 109 年查獲違反洗錢防制法案件 1 案，係基隆查緝隊於桃園國際航空站查獲利用行李夾帶黃金 4.785 公斤（折合台幣 681.7 萬元）走私出境案，為本署首次破獲此類案件。

(七) 取締非法越區捕魚統計

為杜絕中國大陸漁民非法越界捕撈、維護我國海洋生態及漁業資源，確保漁民海上作業安全與權益，109 年本署持續針對大陸漁船越區捕魚熱點海域，運用「先期部署、預置兵力、彈性運用」之原則靈活調度勤

2.6 The Statistics of Projects about Economic Crimes Seized

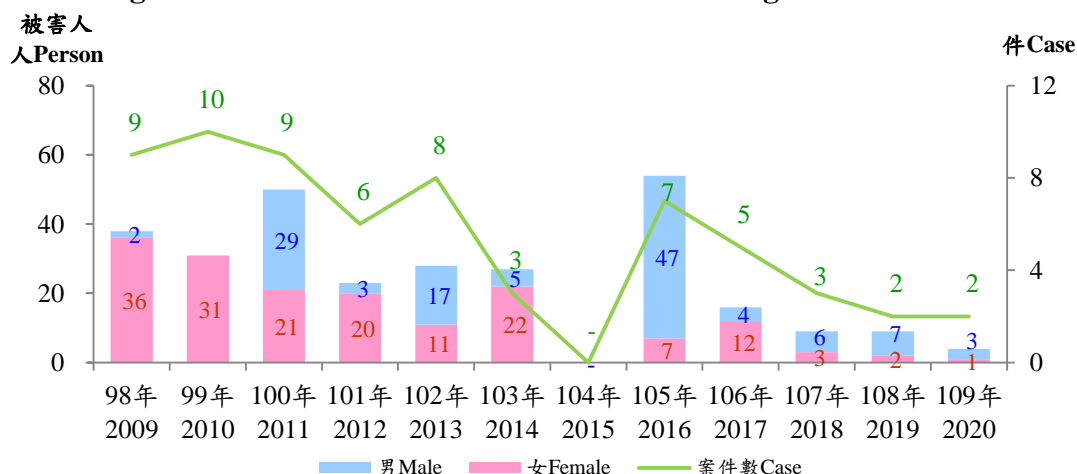
The Projects about Economic Crimes seized by CGA included four categories as Seizure of Counterfeit Currency Cases, Seizure of Counterfeits and Piracies Cases, Seizure of Violate the Money Laundering Control Act Cases, and Seizure of Counterfeit, Substandard and Banned Drugs. In 2020, there were 56 cases of Projects about Economic Crimes seized. Comparing with last year, 22 cases were increased, mainly due to the increase of 22 cases of Counterfeit, Substandard and Banned Drugs. In addition, 1 case against the Money Laundering Control Act Cases was seized. Keelung Reconnaissance Brigade seized 4.785 kilograms of gold (equivalent to NT\$6.817 million) smuggling out of the country at Taoyuan International Airport, which was the first time CGA has seized such a case.

2.7 The Statistics of Banning about Illegal Trespass Fishing

To cease illegal trespassing the sea border from Mainland China fishermen and over fishing, to preserve our marine ecosystem and fishery resources, and in order to ensure fishermen's offshore safety and interests. In 2020, CGA continuously scheduled the service flexibly against the popular waters of trespass fishing by

圖 2.13 歷年查獲人口販運統計

Figure 2.13 The Statistics of Human Trafficking Seized for Years



務；不定期舉辦區域聯防勤務，適時增援離島執法能量，並就北方三島、中部海域、金馬澎等重點海域執行擴大威力取締專案。另為因應新冠肺炎防疫需求，採取強勢驅離手段，致驅離成效增加、扣留案件減少。

109 年取締非法越區捕魚計 638 件、1,783 艘，其中，扣留船隻 19 艘，皆為大陸籍漁船；驅離船隻 1,764 艘中，大陸籍漁船 1,697 艘，占 96.2%，外國籍漁船 67 艘，占 3.8%，皆為越南籍。與上年比較，取締非法越區捕魚案件數增加 209 件、船隻增加 591 艘，其中，扣留船隻減少 64 艘，驅離船隻則增加 655 艘。

若就查獲縣市觀察，扣留船隻中，主要集中於金門縣(7 艘)、澎湖縣及連江縣(各 4 艘)，合計占 78.9 %。驅離船隻中，逾百艘大陸籍者，

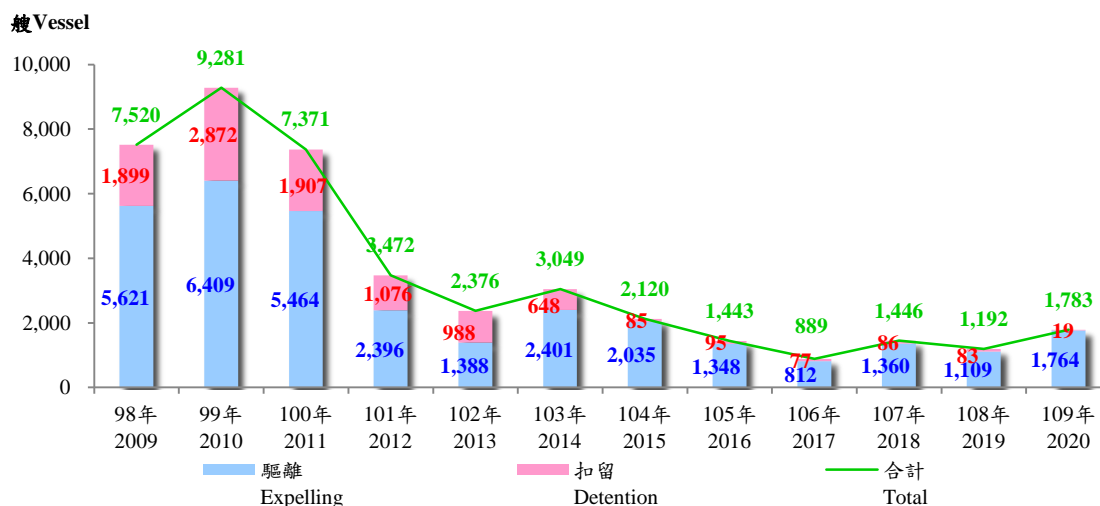
Mainland China vessels by the principle of “advanced deployment, preset troops, and flexible use”, and timely reinforced the outlying islands enforcement energy by conducting regional joint defense unscheduled, and expanded the power of banning missions for the key areas, in terms of three northern isles, central waters, and Kinmen, Matsu and Penghu. In response to the COVID-19 prevention needs, strong expelling measures were adopted, resulting in an increase in expelling effectiveness and a decrease in detention cases.

In 2020, there were 1,783 vessels seized in 638 Banning about Illegal Trespass Fishing cases. There were 19 Detention vessels, all of which were Chinese nationality. Among 1,764 Expelling vessels, most were Chinese nationality of 1,697 vessels, accounting for 96.2%, and the next were Foreign nationality of 67 vessels, accounting for 3.8%, all Vietnamese nationality. Comparing with last year, 209 Banning about Illegal Trespass Fishing cases were increased, 591 banned vessels were increased. Among which, 64 Detention vessels were decreased and 655 Expelling vessels were increased.

If an observation is made by county/city, for Detention vessels, there were 7 vessels banned in Kinmen County, 4 vessels respectively in Penghu County and Lienchiang County as the top three,

圖 2.14 歷年取締非法越區捕魚船隻數統計

Figure 2.14 The Statistics of Banning about Illegal Trespass Fishing of Vessels for Years



依序為連江縣(400 艘)、新北市(307 艘)、澎湖縣(247 艘)、苗栗縣(170 艘)、桃園市(117 艘)及新竹市(115 艘)，合計占大陸籍船數 79.9%；至外國籍(越南籍)則近九成六集中於隸屬高雄市之東、南沙海域。

(八) 維護海域海岸資源統計

109 年維護海域海岸資源 686 件、查獲嫌犯 271 人，與上年比較，案件數增加 111 件，嫌犯減少 150 人。若加計跨類別案件統計，案件數合計 691 件，較上年增加 116 件，主因本署協助海洋保育署，加強海洋保護區巡查，共同守護海洋生態，致處理野生保育動物屍體增加 119 件所致。

若依案件型態觀察，以處理野生保育動物屍體 355 件為大宗，占 51.4

together accounting for 78.9%. As for the city/county, in which the number of Expelling Chinese nationality vessels was more than 100, Lienchiang County(400 vessels), New Taipei City (307vessels), Penghu County (247 vessels), Miaoli County (170 vessels), Taoyuan City (117 vessels) and Hsinchu City (115 vessels) were in turn, together accounting for 79.9%; and the Expelling Foreign (Vietnamese) nationality vessels were concentrated in Dongsha and Nansha sea area of Kaohsiung City, accounting for 95.5%.

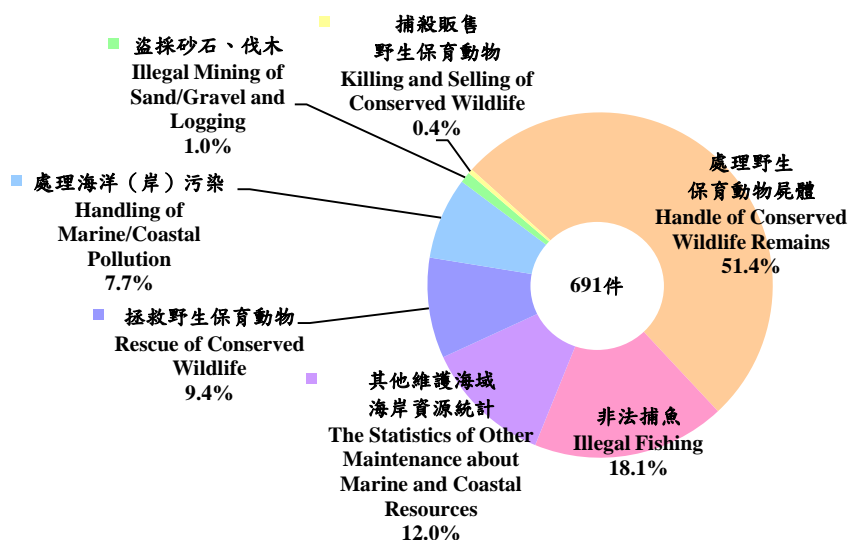
2.8 The Statistics of Maintaining Marine and Coastal Resources

In 2020, there were 271 suspects seized in 686 cases of Maintaining Marine and Coastal Resources. Comparing with last year, 111 cases were increased and 150 suspects were decreased. If cross-categories cases were counted, the total number of cases was 691, increased by 116 cases comparing with last year, mainly due to that CGA assisted the Ocean Conservation Administration to strengthen the patrol of ocean protected areas, and jointly protecting the marine ecology, resulting in an increase of 119 cases of Handle of Conserved Wildlife Remains.

To make an observation by seized category, 355 cases of Handle of Conserved Wildlife

圖 2.15 109 年維護海域海岸資源統計

Figure 2.15 2020 The Statistics of Maintaining Marine and Coastal Resources



％；餘依序為非法捕魚 125 件(18.1％)、其他維護海域海岸資源統計 83 件(12.0％)、拯救野生保育動物 65 件(9.4％)、處理海洋（岸）污染 53 件(7.7％)、盜採砂石伐木 7 件(1.0％)、捕殺販售野生保育動物 3 件(0.4％)。

依查獲機關觀察，以北部分署查獲 164 件居冠，占 23.9％，金馬澎分署 120 件次之，占 17.5％，南部分署及艦隊分署各 117 件並列第三，分占 17.1％。另查獲區域以岸際占 59.2％、海域占 20.0％、港口占 19.4％居前三名。查獲縣市中，以新北市 99 件居冠，澎湖縣 97 件及屏東縣 94 件分居二、三位，案件類型則均以處理野生保育動物屍體案件為主。

（九）災難救護及服務工作統計

109 年執行災難救護及服務工作計 1,187 件，包含救難、救生、其他災難救護及服務工作等 3 類，其中「救難」係指船舶因天災、機器故障、碰撞、漏水、擱淺、失火或絞擺等原因而致遭難，由本署進行救援行動者。「救生」係指因人員落水或從事有關水上作業、活動而受傷、生病，有致命之危險，由本署進行救援者。「其他災難救護及服務工作」則指由本署處理非屬救難、救生之其他海洋海岸救護及為民服務等工作，包含處理（打撈）浮屍、處理海事糾紛

Remains were the most, accounting for 51.4%, following by 125 cases of Illegal Fishing (18.1 %), 83 cases of The Statistics of Other Maintenance about Marine and Coastal Resources (12.0 %), 65 cases of Rescue of Conserved Wildlife (9.4 %), 53 cases of Handling of Marine/Coastal Pollution (7.7%), 7 cases of Illegal Mining of Sand/Gravel and Logging (1.0%), and 3 cases of Killing and Selling of Conserved Wildlife (0.4%) in turn.

To make an observation by seized sector, the Northern Branch seized 164 cases, accounting for 23.9 % as the most, the Kinmen-Matsu-Penghu Branch seized 120 cases, accounting for 17.5 % as the second, the Southern Branch and the Fleet Branch respectively seized 117 cases as the third, accounting for 17.1 %. In terms of seized area, the top three were coast accounting for 59.2 %, sea accounting for 20.0 % and port accounting for 19.4 % respectively. As for county/city, 99 seized cases in New Taipei City were the top, 97 seized cases in Penghu County and 94 seized cases in Pingtung County ranked 2nd and 3rd, among which Handle of Conserved Wildlife Remains was the major.

2.9 The Statistics of Disaster Rescues and Service Works

In 2020, there were 1,187 cases of Disaster Rescues and Service Works, including three categories as Rescue, LifeSaving, and Other Disaster Rescues and Service Works, among which “Rescue” means vessel at stake due to casualty, engine breakdown, collision, leakage, grounding, fired or propeller twist and rescued by CGA. “LifeSaving” means that persons who fell into the water, or injured, and became ill with fatal risk because engaged in the water work or activities that CGA carried out the rescue. As for “Other Disaster Rescues and Service Works”, it means the cases that CGA handled other disaster rescues and service works which cannot be classified to subclasses Rescue, LifeSaving, including Handling (Salvage) of Floating Corpses, Handling of Maritime Disputes, Guard Services of Vessel in Distress, Medical

案件、遇險船舶戒護服務、外離島緊急傷病醫療後送服務、旅客疏運及物資救援服務、岸際急難事件救援服務、海（水）上活動安全維護服務及其他等服務工作。茲分述如下：

1.救難統計

109 年救難案件 121 件，遭難船舶 128 艘、遭難人數 333 人，分較上年增加 11 件、18 艘及減少 85 人。若依事故處理區域觀察，依序以海域、港口及岸際居前三位，其中海域救難案件 86 件(占 71.1%)，遭難船舶 86 艘，遭難人數 275 人，較上年增加 7 件、7 艘及減少 79 人；港口 22 件，(18.2%)、29 艘、29 人，則較上年增加 5 件、12 艘及減少 5 人。岸際 12 件(占 9.9%)、12 艘、28 人，則與上年相同。

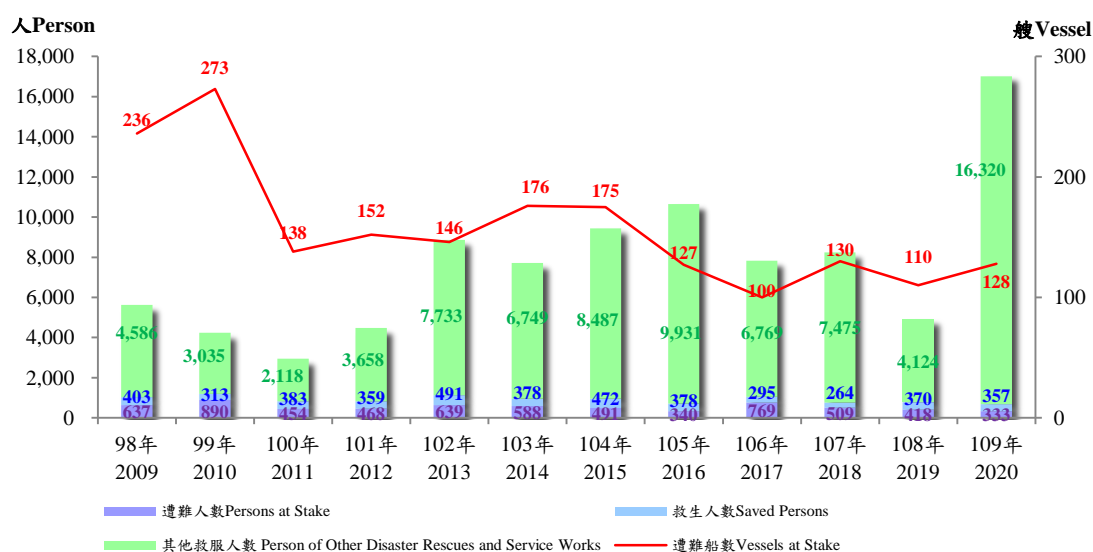
Evacuation Services of Emergent Injured and Patients in Outlying Islands and Offshore Islands, Passenger Transportation Managements and Material Relief Services, Rescue Services of Coastal Emergency, Safety Maintenances of Maritime Activities (Water Sports), and Others service works. They are described respectively as follows:

2.9.1 Rescue Statistics

In 2020, there were 121 rescue cases, 128 vessels at stake, and 333 persons at stake. Comparing with last year, 11 cases, 18 vessels were increased, and 85 persons were decreased respectively. To make an observation by incident handling areas, the top three were sea, port and coast in order, where 86 rescue cases (accounting for 71.1%), 86 vessels at stake, and 275 persons at stake were at sea, with an increase of 7 cases, 7 vessels, and a decrease of 79 persons comparing with last year; 22 cases (18.2%), 29 vessels, and 29 persons were at port, with an increase of 5 cases, 12 vessels, and a decrease of 5 persons. There were 12 cases (9.9%), 12 vessels, and 28 persons were at coast, the same as last year.

圖 2.16 歷年災難救護及服務工作統計

Figure 2.16 The Statistics of Disaster Rescues and Service Works for Years



109 年遭難船舶種類以漁業用之漁船、漁筏及舢舨合計 91 艘居多，占 71.1%。船舶事故原因以機器故障為主，占 52.3%，失火居次，占 26.6%，擱淺再次之，占 6.3%。船舶救助結果以本署拖救 81 艘為主，占 63.3%。另遭難人員獲救情形，獲救者占 97.6%，死亡者及失蹤者分占 1.8% 及 0.6%。

2. 救生統計

109 年救生案件 261 件，救生人數 357 人。與上年比較，案件數增加 19 件、救生人數減少 13 人。若依事故處理區域觀察，案件主要發生於岸際、海域、港口，三者合占 96.9%。事故處理縣市中，案件逾 20 件以上者，依序為新北市、高雄市、屏東縣、臺東縣及宜蘭縣，合占 52.5%。另遭難人員獲救情形，獲救者占 75.1%，

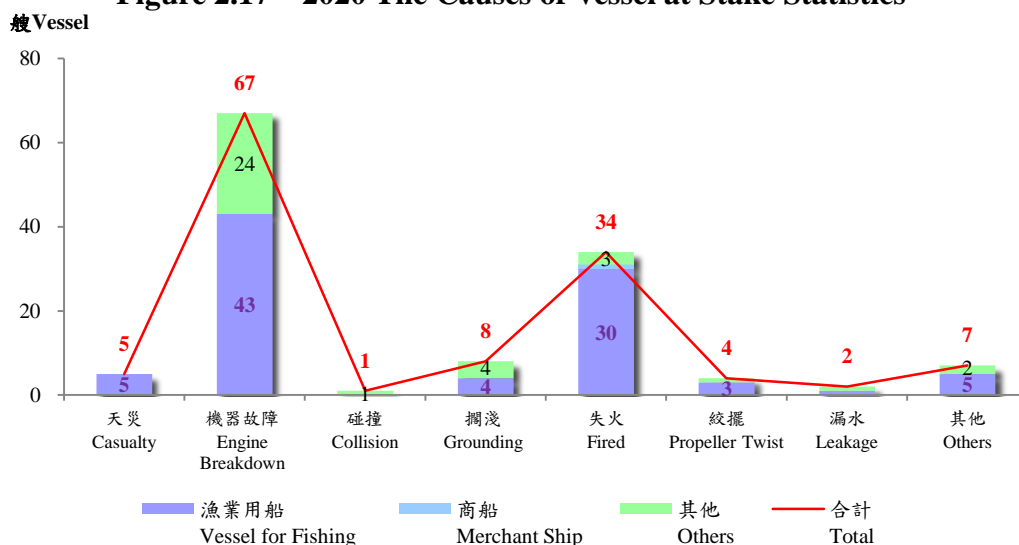
In 2020, there were 91 vessels for fishing at stake with most types of fishing vessels, fishing rafts and sampans, accounting for 71.1%. Among the causes of marine incident, engine breakdown was the major, accounting for 52.3%, fired as the second, accounting for 26.6%, and grounding as the third, accounting for 6.3%. As for the vessel rescue results, CGA towed 81 vessels as the major, accounting for 63.3%. As for the rescue results of persons at stake, rescued persons accounted for 97.6%; dead and missing persons respectively accounted for 1.8% and 0.6%.

2.9.2 Life Saving Statistics

In 2020, there were 261 Life Saving cases and 357 saved persons. Comparing with last year, 19 cases were increased, 13 saved persons were decreased. To make an observation by the incident handled areas, the cases happened at coast, sea, and port were the major, together accounting for 96.9%. Among the incident handled county/city in which the number of cases more than 20, New Taipei City, Kaohsiung City, Pingtung County, Taitung County and Yilan County were in turn, together accounting for 52.5%. As for the rescue results of persons at stake, rescued persons accounted for 75.1%; dead and

圖 2.17 109 年遭難船舶事故原因統計

Figure 2.17 2020 The Causes of Vessel at Stake Statistics



死亡及失蹤者則分占 19.6%及 5.3%。

3.其他災難救護及服務工作統計

109 年其他災難救護及服務工作計 834 件，較上年增加 191 件；服務人數高達 16,320 人，較上年增加 12,196 人，主因配合戒護各界岸際、海（水）上淨灘、親海等等相關活動，其他為民服務、海（水）活動安全維護服務人數分別增加 6,474 人及 3,124 人；以及因應港區防疫執檢與臺東蘭嶼物資救援，致旅客輸運及物資救援服務人數增加 2,238 人影響所致。另依處理機關觀察，處理案件數以艦隊分署 405 件，占 48.6%為主。查處縣市中，以臺東縣 113 件最多，高雄市 85 件次之，新北市 72 件再次之。

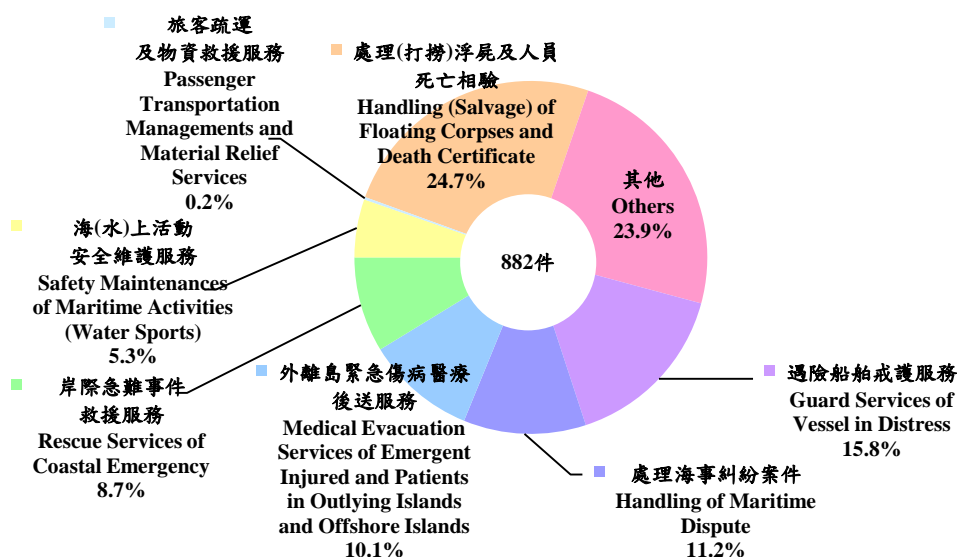
missing persons respectively accounted for 19.6 % and 5.3%.

2.9.3 Other Disaster Rescues and Service Works Statistics

In 2020, there were 834 Other Disaster Rescues and Service Works cases, and 16,320 persons of disaster rescues and service works. Comparing with last year, 191 cases were increased; 12,196 persons of disaster rescues and service works were increased, mainly due to cooperating with various guard activities such as inter-coastal, sea (water) beach cleaning, and close to the sea, served persons of Others, Safety Maintenances of Maritime Activities (Water Sports), respectively increased by 6,474 and 3,124 persons; and the number of Passenger Transportation Managements and Material Relief Services increased by 2,238 due to epidemic prevention and inspection in the port area and the supplies rescue to Lanyu, Taitung. To make an observation by handled sector, there were 405 cases handled by the Fleet Branch, accounting for 48.6% as the major. Among the incident handled county/city, 113 cases were handled in Taitung County as the most, following by 85 cases handled in Kaohsiung City, and 72 cases handled in New Taipei City in turn.

圖 2.18 109 年其他災難及服務工作案件結構

Figure 2.18 2020 Structure of Other Disaster Rescues and Service Works



若加計跨類別案件統計，109 年其他災難救護及服務工作合計 882 件，案件形態中，依序以處理(打撈)浮屍及人員死亡相驗、其他、遇險船舶戒護服務、處理海事糾紛案件及外離島緊急傷病醫療後送服務等 5 類案件為主，合占 85.7%。

(十) 其他海巡績效統計

109 年其他海巡績效案件 2,212 件，與上年比較，案件數增加 178 件或 8.8%，主因取締越界非捕魚船舶增加 309 件與查獲失聯移工案件減少 178 件交互影響，致其他案件增加 144 件所致。

若以查獲處理機關觀察，以艦隊分署 998 件最多，占 45.1%，主要以執行護漁及經濟海域巡護之處理專

For additional cross-category cases statistics, among total 882 Other Disaster Rescues and Service Works cases in 2020, most were five categories as Handling (Salvage) of Floating Corpses and Death Certificate, Others, Guard Services of Vessel in Distress, Handling of Maritime Dispute, and Medical Evacuation Services of Emergent Injured and Patients in Outlying Islands and Offshore Islands, together accounting for 85.7%.

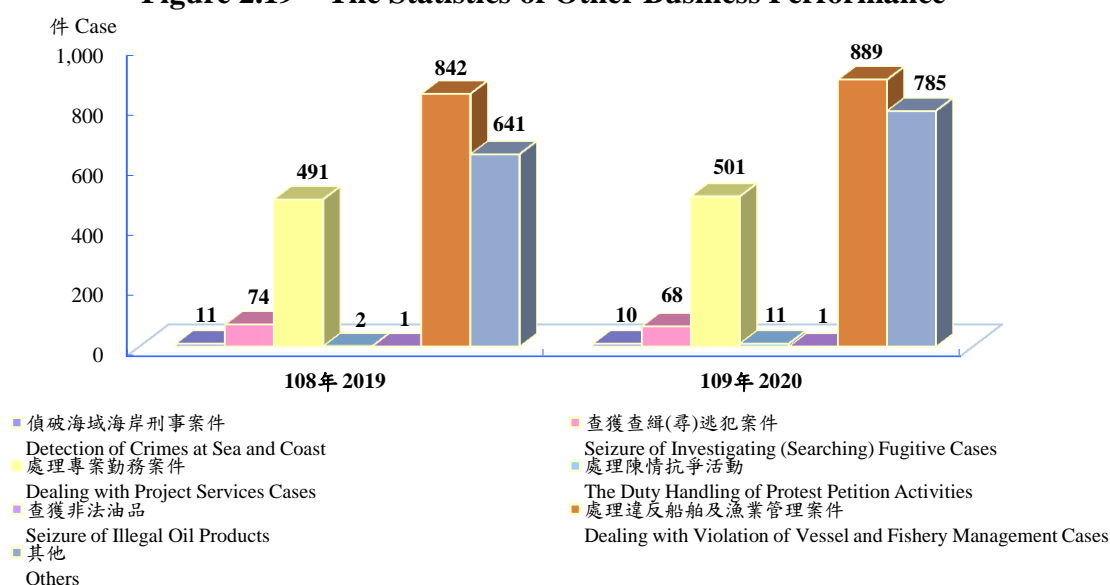
2.10 The Statistics of Other Business Performance

In 2020, there were in total of 2,212 cases for Other Business Performance seized. Comparing with last year, the number of seized cases increased by 178 or 8.8%, mainly due to the increase of 309 cases of Banning Trespass Non-Fishing Vessels and the decrease of 178 Seizure of Undocumented Migrant Worker Cases, resulting in an increase of 144 Others Cases.

To make an observation by handled sector, it is found that the Fleet Branch seized 998 cases as the most, accounting for 45.1%, among which Dealing with Project Services Cases such as Fishing Protection and Patrol Operations at Economic Zone were the major. The

圖 2.19 其他績效案件統計

Figure 2.19 The Statistics of Other Business Performance



案勤務案件為主；金馬澎分署 623 件次之，占 28.2%，以處理違反船舶及漁業管理案件為主。

若加計跨類別案件統計，109 年其他海巡績效合計 2,265 件中，以處理違反船舶及漁業管理案件 889 件最多，占 39.2%；其他案件 785 件（含取締越界非捕魚船舶 391 件、失聯移工案件 151 件、安檢發現境管人士 133 件）次之，占 34.7%；處理專案勤務案件 501 件（含護漁及經濟海域巡護作業 470 件）居第三，占 22.1%。

Kinmen-Matsu-Penghu Branch seized 623 cases, accounting for 28.2%, among which Dealing with Violation of Vessel and Fishery Management Cases was the major.

For additional cross-category cases statistics, among total 2,265 cases for Other Business Performance seized in 2020, the top three categories were as follows: 889 Dealing with Violation of Vessel and Fishery Management Cases as the most, accounting for 39.2%, 785 cases of Others (391 cases of Banning Trespass Non-Fishing Vessels, 151 Seizure of Undocumented Migrant Worker Cases and 133 cases of Persons under Entry Management Found by Security Inspection included) as the second, accounting for 34.7%, and 501 Dealing with Project Services Cases (470 Fishing Protection and Patrol Operations at Economic Zone cases included) as the third, accounting for 22.1%.