

貳、業務績效

II. Business Performance

一、整體業務績效分析

1. Overall Business Performance Analysis

本署業務績效依案件類別區分為查獲槍砲彈藥刀械、查獲毒品、查獲私運農林漁畜產品及其他物品、查獲非法入出國、查獲人口販運、查獲經濟犯罪之專案工作、取締非法越區捕魚、維護海域海岸資源、災難救護及服務工作與其他海巡績效等 10 大類。本節先就整體業務績效案件數、嫌犯人數進行分析，下節則依各類別分析。

The business performance of CGA is categorized into 10 key areas, including “Seizure of Guns, Ammunition and Knives”, “Seizure of Narcotics”, “Seizure of Smuggling Agricultural, Forestry, Fishery and Livestock Products and Other Goods”, “Seizure of Illegal Entry/Exit”, “Seizure of Human Trafficking”, “Seizure of Projects about Economic Crimes”, “Banning about Illegal Trespass Fishing”, “Maintaining Marine and Coastal Resources”, “Disaster Rescues and Service Works” and “Other Business Performance”. In this section, an overall analysis of the total business performance cases and the number of suspects will be presented, followed by a detailed analysis of each individual category in the next section.

(一) 績效案件數統計

1.1 Statistics of Performance Cases

1. 績效案件數結構與變動

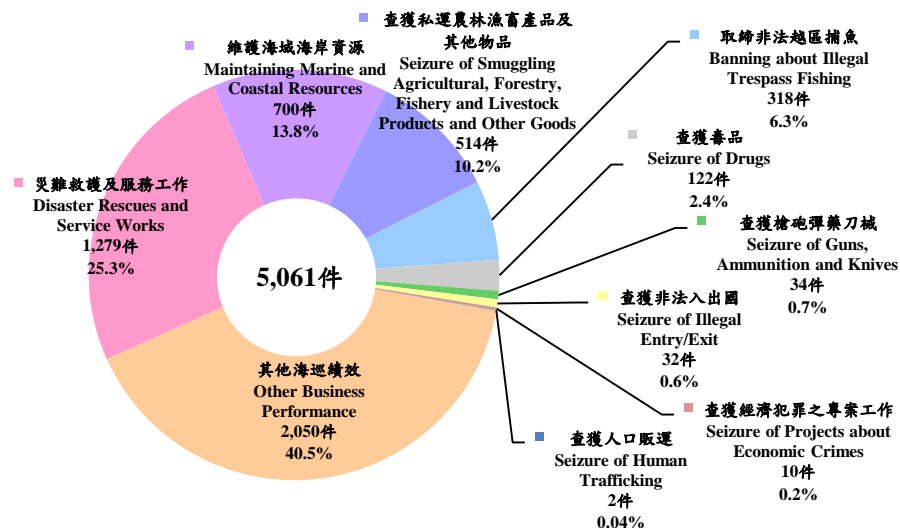
1.1.1 Structure and changes of performance cases

114 年本署業務績效總案件數 4,920 件，較上年減少 961 件或 16.3%；若加計跨類別案件合計 5,061 件，則減少 956 件或 15.9%，主因

In 2025, the CGA handled a total of 4,920 business performance cases, which represents a decrease of 961 cases or 16.3% compared to the previous year. If cross-category cases are included, the total number of cases was 5,061 showing a decrease of 956 cases or 15.9%.

圖 2.1 114 年各類業務績效案件結構

Figure 2.1 2025 Structure of Business Performance Cases



受其他海巡績效減少 688 件、取締非法越區捕魚減少 165 件、災難救護及服務工作減少 93 件影響所致。若依案件類別觀察，受處理違反船舶及漁業管理案件 576 件、護漁及經濟海域巡護作業 377 件、取締越界非捕魚船舶 324 件、特殊突發性海域重大專案 299 件影響，致其他海巡績效達 2,050 件居首，占 40.5%；災難救護及服務工作 1,279 件次之，占 25.3%；維護海域海岸資源 700 件居第三，占 13.8%。

This decline was primarily due to a reduction of 688 cases in Other Business Performance, 165 cases in Banning about Illegal Trespass Fishing and 93 cases in Disaster Rescues and Service Works. By category, Other Business Performance had the most cases, with 2,050, accounting for 40.5% of the total. This was influenced by 576 cases of Dealing with Violation of Vessel and Fishery Management, 377 cases of Fishing Rights Protection and Exclusive Economic Zone Patrol, 324 cases of Banning Trespass Non-Fishing Vessels cases, and 299 cases of Unexpected Emergencies at Sea cases. The second-highest category was Disaster Rescues and Service Works, with 1,279 cases, accounting for 25.3%. The third-highest category was Maintaining Marine and Coastal Resources with 700 cases, accounting for 13.8%.

2.機關績效案件數統計

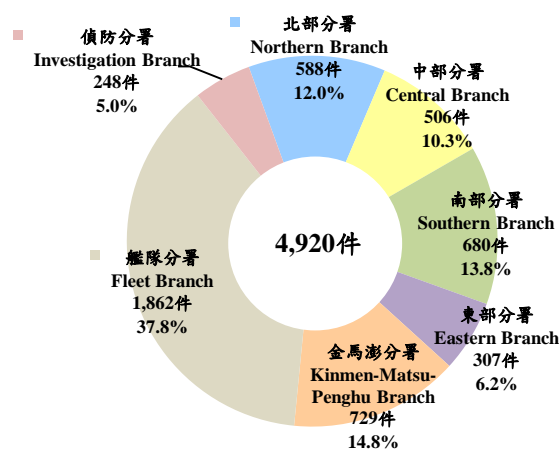
本署下轄八大分署，因派出單位之業務特性及轄區地境線不同，致查處成效亦略有差異，以下僅依納編岸巡隊、海巡隊及查緝隊等各分署觀察：

1.1.2 The statistics of performance cases by sector

The CGA consists of eight branches, and the effectiveness of the investigations varies slightly due to the business characteristics of the units and the different boundaries of the districts under their jurisdiction. The following provides an analysis of each branch, including its Coastal Patrol Corps, Offshore Flotilla, and Reconnaissance Brigade:

圖 2.2 114 年業務績效案件數統計—機關別

Figure 2.2 2025 The Statistics of Business Performance Cases—by Sector



納編岸巡隊者計有北部、中部、南部、東部及金馬澎分署，114 年業務績效總案件數計 2,810 件，若加計跨類別案件合計 2,813 件，較上年減少 854 件或 23.3%，查處類別以處理違反船舶及漁業管理案件為主之其他海巡績效居第一，占 31.0%、災難救護及服務工作居第二，占 30.5%、維護海域海岸資源居第三，占 20.4%、查獲私運農林漁畜產品及其他物品居第四，占 16.9%。

納編海巡隊者為艦隊分署，114 年計 1,862 件，若加計跨類別案件合計 1,983 件，較上年減少 146 件或 6.9%，查處類別以護漁及經濟海域巡護、取締越界非捕魚船舶、特殊突發性海域重大專案為主之其他海巡績效（占 56.9%）、災難救護及服務工作（19.9%）、取締非法越區捕魚（15.5%）居前三位。

納編查緝隊者為偵防分署，114 年計 248 件，若加計跨類別案件合計 265 件，較上年增加 47 件或 21.6%，查處類別則依序以查獲毒品（占 43.0%）、非法入出國項下附註之例外案件及查獲失聯移工案件為主之其他海巡績效（18.1%）與查獲私運農林漁畜產品及其他物品（12.5%）等犯罪偵防案件為主。

The Coastal Patrol Corps operates under the Northern, Central, Southern, Eastern, and Kinmen-Matsu-Penghu Branches. In 2025, the total number of business performance cases handled by the Coastal Patrol Corps was 2,810. When cross-category cases were included, the total reached 2,813, marking a decrease of 854 cases (23.3%) compared to the previous year. For the seizure category, Other Business Performance, led by Dealing with Violations of Vessel and Fishery Management cases, ranked first and accounted for 31.0% of the total. Disaster Rescues and Service Works came second, representing 30.5%. Maintaining Marine and Coastal Resources ranked third at 20.4%, followed by Seizures of Smuggling Agricultural, Forestry, Fishery, and Livestock Products and Other Goods, which accounted for 16.9%.

The Fleet Branch, including the Offshore Flotilla, handled 1,862 cases in 2025. When cross-category cases were included, the total rose to 1,983 cases, reflecting a decrease of 146 cases (6.9%) compared to the previous year. Regarding the seizure category, Other Business Performance ranked first, accounting for 56.9%. This mainly included Fishing Rights Protection and Exclusive Economic Zone Patrol, Banning Trespass Non-Fishing Vessel, and Unexpected Emergencies at Sea. Disaster Rescues and Service Works ranked second, accounting for 19.9%, and Banning about Illegal Trespass Fishing ranked third, accounting for 15.5%.

The Investigation Branch, including the Reconnaissance Brigade, handled 248 cases in 2025. When cross-category cases were included, the total increased to 265 cases, marking an increase of 47 cases (21.6%) compared to the previous year. The primary seizure categories consisted of crime investigation cases were in the order of Seizure of Narcotics (43.0%), Other Business Performance (18.1%) followed, led by cases involving the Exception Cases Mentioned in the Notes of Illegal Entry/Exit, and the Seizure of Undocumented Migrant Workers, and Seizure of Smuggling Agricultural, Forestry, Fishery and Livestock Products and Other Goods (12.5%).

3. 績效案件查獲處理區域

若將查獲處理區域分為海域、岸際、港口、河道、內陸和機場等 6 個區域，114 年查獲處理區域主要集中於海域（占 36.5%）、港口（35.9%）及岸際（20.2%）等 3 個區域。若以縣市（含隸屬海域）別觀察，連江、金門、澎湖等三個離島縣市合計查獲 1,373 件，占 27.9%；臺灣本島則以高雄市查獲處理 495 件最多，占 10.1%，新北市 383 件，占 7.8% 次之，屏東縣 327 件，占 6.6% 再次之。

1.1.3 Seized area for performance cases

If the seized areas are categorized into six zones as sea, coast, port, waterway, inland, and airport; the main seizure locations in 2025 were seas (36.5%), ports (35.9%), and coasts (20.2%), in that order. By county or city (including adjacent waters), cases in the offshore islands of Lienchiang, Kinmen, and Penghu totaled 1,373, representing 27.9% of the total. On Taiwan Island, Kaohsiung City had the highest number of seized cases at 495 (10.1%), followed by New Taipei City with 383 cases (7.8%) and Pingtung County with 327 cases (6.6%).

(二) 查獲嫌犯人數統計

1. 查獲嫌犯性別與國籍

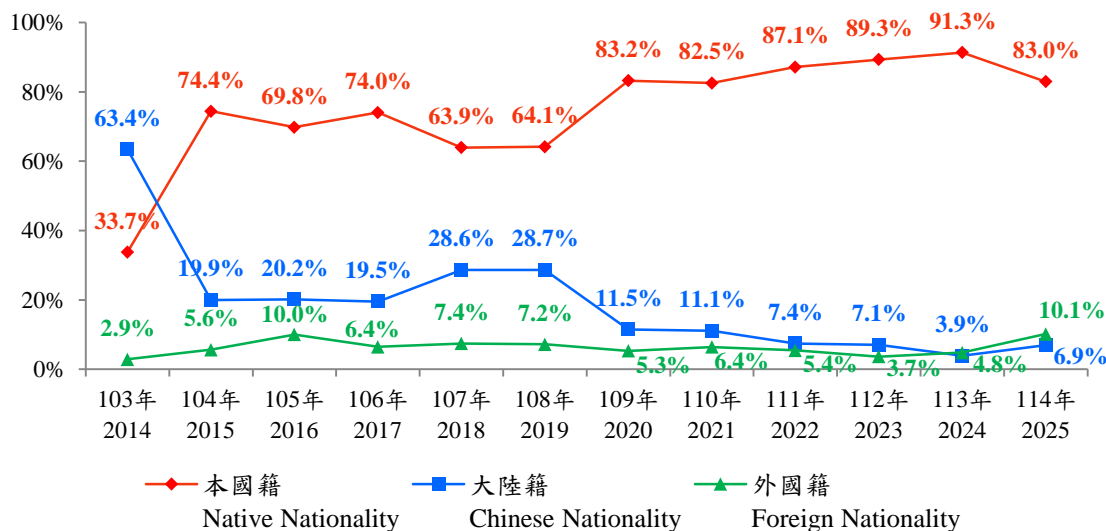
114 年本署業務績效查獲總嫌犯 1,924 人，較上年減少 878 人。若依嫌犯國籍觀察，本國籍嫌犯 1,596

1.2 Statistics of the Suspects Seized

1.2.1 The suspects seized by sex and nationality

In 2025, CGA seized a total of 1,924 suspects, reflecting a decrease of 878 compared to the previous year. By nationality, 1,596 suspects were natives, representing 83.0%, followed by

圖 2.3 歷年業務績效案件嫌犯統計—按國籍分
Figure 2.3 The Statistics of Suspects for Business Performance for Years—by Nationality



人，占 83.0%；外國籍 195 人，占 10.1%；大陸籍 133 人，占 6.9%。若以性別觀察，男性 1,801 人，占 93.6%；女性 123 人，則僅占 6.4%。

195 foreigners (10.1%) and 133 Chinese suspects (6.9%). By gender, 1,801 suspects were male, comprising 93.6% of the total, while 123 were female, accounting for only 6.4%.

2. 查獲嫌犯按年齡及教育程度分

1.2.2 The suspects seized by age and education

114 年查獲之嫌犯中，逾七成集中於 40 歲以上年齡者；30 歲至未滿 40 歲者亦占 15.6%。若依其教育程度觀察，不識字（含不詳）者達 748 人最多，占 38.9%；國（初）中程度

In 2025, the majority of suspects seized were aged 40 years or older, representing 70.7% of the total, while those aged 30 to 39 accounted for 15.6%. Regarding education, 748 individuals were illiterate (include unknown), comprising 38.9%. This was followed by 444 individuals

圖 2.4 114 年查獲業務績效案件嫌犯統計—按年齡分

Figure 2.4 2025 The Statistics of Suspects for Business Performance — by Age

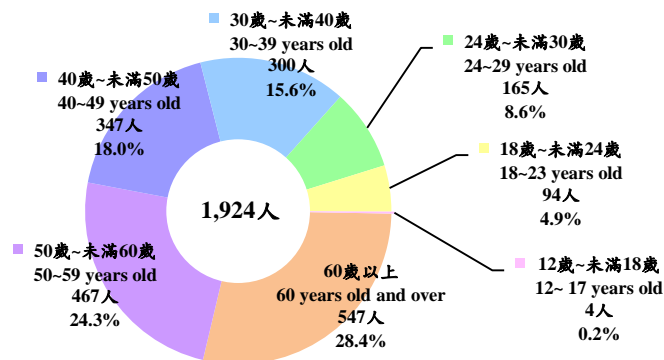
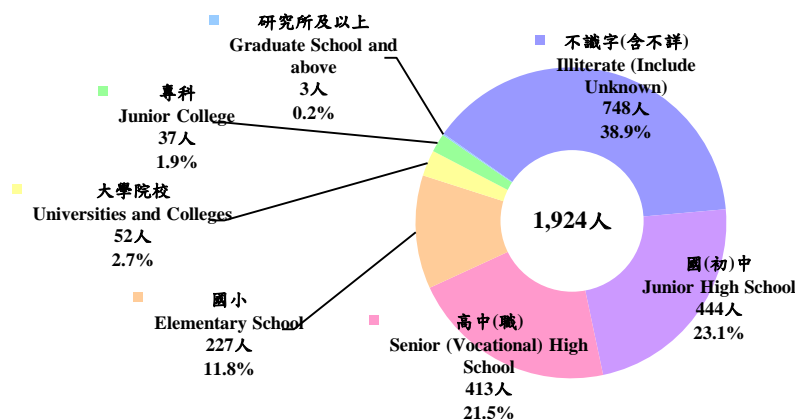


圖 2.5 114 年查獲業務績效案件嫌犯統計—按教育程度分

Figure 2.5 2025 The Statistics of Suspects for Business Performance — by Education



者 444 人次之，占 23.1%；高中（職）及國小程度者分別為 413 人及 227 人，居第三、第四，分占 21.5%及 11.8%。各案件類別中，查獲槍砲彈藥刀械及查獲毒品之嫌犯以高中（職）及國（初）中程度者居多；查獲私運農林漁畜產品及其他物品以高中（職）、不識字(含不詳)及國（初）中程度者居多；查獲非法入出國以國（初）中程度者居多；查獲人口販運及查獲經濟犯罪之專案工作以高中（職）程度者居多；另取締非法越區捕魚、維護海域海岸資源及其他海巡績效之嫌犯則以不識字（含不詳）為主。

3. 查獲嫌犯按類別及職業分

若依職業別觀察，以從事農林漁牧業生產人員 1,145 人最多，占近六成。各案件類別中，查獲槍砲彈藥刀械之嫌犯以無職者最多；查獲毒品之嫌犯以無職者及其他職業者最多；查獲私運農林漁畜產品及其他物品之嫌犯以其他職業者及農林漁牧業生產人員為主；查獲人口販運及查獲經濟犯罪之專案工作之嫌犯以其他職業者為主；餘各類嫌犯多以從事農林漁牧業生產人員為主。

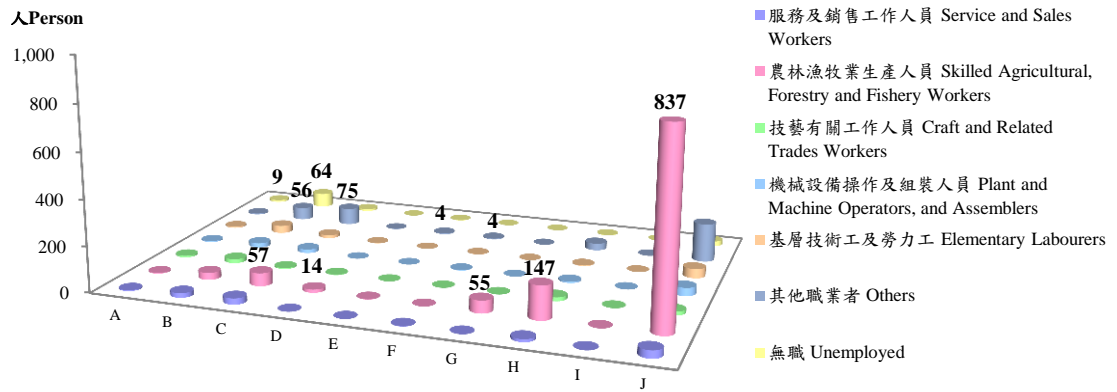
who graduated from junior high school (23.1%), 413 from senior (vocational) high school (21.5%), and 227 from elementary school (11.8%), ranking third and fourth, respectively. In terms of case categories, suspects involved in the Seizure of Guns, Ammunition, and Knives, as well as the Seizure of Narcotics, were primarily graduates of senior (vocational) high school and junior high school. For cases involving the Seizure of Smuggling Agricultural, Forestry, Fishery, and Livestock Products and Other Goods, most suspects were either graduates of senior (vocational) high school or illiterate (include unknown) or graduates of junior high school. Suspects in cases of Seizure of Illegal Entry/Exit were predominantly graduates of junior high school. Suspects in cases of Seizure of Human Trafficking and Seizure of Projects about Economic Crimes were predominantly graduates of senior (vocational) high school. Lastly, cases related to Banning about Illegal Trespass Fishing, Maintaining Marine and Coastal Resources, and Other Business Performance largely involved suspects who were illiterate (include unknown).

1.2.3 The suspects seized by category and occupation

By occupation in 2025, the majority were Skilled Agricultural, Forestry, and Fishery Workers, totaling 1,145 persons and accounting for 59.5% of all cases. In terms of case categories, most suspects involved in the Seizure of Guns, Ammunition, and Knives were Unemployed. The majority of suspects in the Seizure of Narcotics cases were Unemployed and other occupations. Suspects in the Seizure of Smuggling Agricultural, Forestry, Fishery, and Livestock Products and Other Goods were primarily from other occupations and Skilled Agricultural, Forestry, and Fishery Workers. The majority of suspects in the Seizure of Human Trafficking and Seizure of Projects about Economic Crimes cases were other occupations. Meanwhile, most suspects in the remaining seized cases were Skilled Agricultural, Forestry, and Fishery Workers.

圖 2.6 114 年各類別業務績效案件嫌犯統計—按職業分

Figure 2.6 2025 The Statistics of Suspects for Business Performance — by Occupation



- A：查獲槍砲彈藥刀械 Seizure of Guns, Ammunition and Knives
- B：查獲毒品 Seizure of Narcotics
- C：查獲私運農林漁畜產品及其他物品 Seizure of Smuggling Agricultural, Forestry, Fishery and Livestock Products and Other Goods
- D：查獲非法入出國 Seizure of Illegal Entry/Exit
- E：查獲人口販運 Seizure of Human Trafficking
- F：查獲經濟犯罪之專案工作 Seizure of Projects about Economic Crimes
- G：取締非法越區捕魚 Banning about Illegal Trespass Fishing
- H：維護海域海岸資源 Maintaining Marine and Coastal Resources
- I：災難救護及服務工作 Disaster Rescues and Service Works
- J：其他海巡績效 Other Business Performance

二、 主要案件類別分析

(一) 查獲槍砲彈藥刀械統計

114 年查獲槍砲彈藥刀械 34 件，較上年減少 1 件或 2.9%，其中查獲槍砲 50 枝，減少 6 枝或 10.7%；彈藥 740 顆，減少 864 顆或 53.9%。查獲機關以偵防分署查獲 24 件最多，占 70.6%；艦隊分署 4 件次之，占 11.8%。另查獲區域以內陸為主，占 82.4%。

若依查獲縣市（含隸屬海域）觀察，查獲槍枝以臺北市 13 枝最多，彰化縣 7 枝第二，屏東縣 5 枝居第三。另查獲彈藥亦以臺北市 243 顆最多，彰化縣 170 顆次之，高雄市 59 顆居第三。

2. Analysis of Major Case Categories

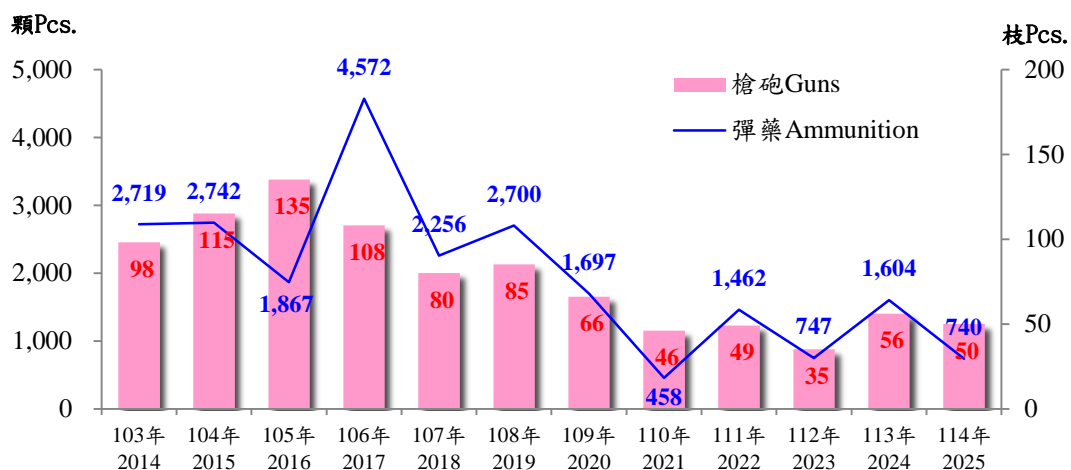
2.1 The Statistics of Guns, Ammunition and Knives Seized

In 2025, 34 cases involving the Seizure of Guns, Ammunition, and Knives were reported, marking a decrease of 1 case (2.9%) compared to the previous year. A total of 50 guns were seized, reflecting a decrease of 6 pieces (10.7%), while 740 pieces of ammunition were confiscated, showing a decrease of 864 pieces (53.9%). By sector, the Investigation Branch accounted for the majority of seizures with 24 cases (70.6%), followed by the Fleet Branch with 4 cases (11.8%). Regarding the areas of seizure, inland areas accounted for the largest proportion, representing 82.4% of the total.

By county or city (including adjacent waters) in 2025, the largest number of guns seized was in Taipei City, with 13 pieces, followed by Changhua County with 7 pieces, and Pingtung County with 5 pieces. Regarding ammunition seizures, Taipei City also ranked first with 243 pieces, Changhua County second with 170 pieces, and Kaohsiung City third with 59 pieces.

圖 2.7 歷年查獲槍砲彈藥統計

Figure 2.7 The Statistics of Guns and Ammunition Seized for Years



(二) 查獲毒品統計

114 年查獲毒品 122 件、13,397.4 公斤，其中第二級毒品查獲 5,803.2 公斤居首，占 43.3%，以查獲大麻及安非他命為主，分占 63.7% 及 35.9%；第三級毒品查獲量 4,784.2 公斤居第二，占 35.7% 主要為查獲愷他命，占 98.7%；第四級毒品查獲 2,479.4 公斤居第三，占 18.5%，73.8% 為毒品先驅原料 1-甲基苯基-1-丙酮；第一級毒品查獲 330.5 公斤居第四，占 2.5%，全屬海洛因。另 114 年經警政署認列之製毒工廠計 1 座，位於苗栗縣。

與上年比較，查獲案件數增加 51 件或 71.8%，查獲量增加 3,956.3 公斤或 41.9%，其中第二級毒品增加

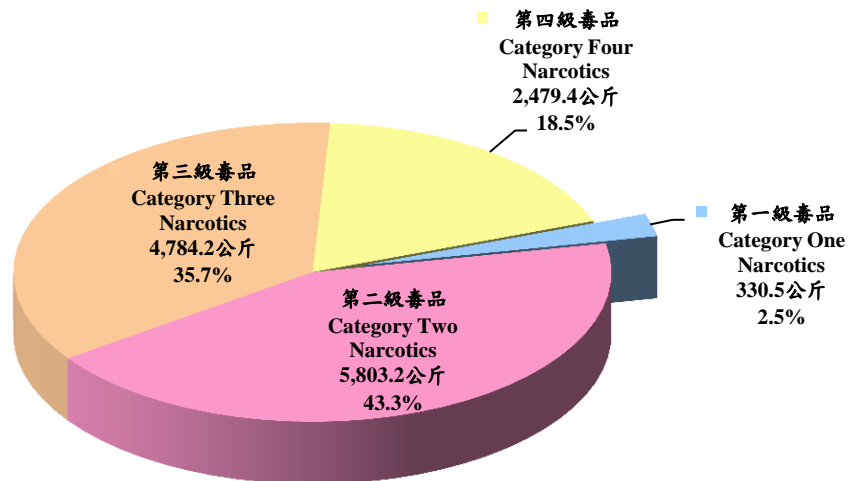
2.2 The Statistics of Narcotics Seized

In 2025, 122 narcotics-related cases were reported, with a total of 13,397.4 kg of narcotics seized. The largest quantity seized was 5,803.2 kg of Category Two Narcotics, accounting for 43.3%, primarily consisting of Cannabis (63.7%) and Amphetamine (35.9%). Category Three Narcotics ranked second, with 4,784.2 kg seized (35.7%), with Ketamine making up 98.7% of this category. Category Four Narcotics accounted for 2,479.4 kg (18.5%), with the precursor 1-phenyl-2-propanone (or the specific chemical mentioned) comprising 73.8% of this category. Lastly, 330.5 kg of Category One Narcotics were confiscated (2.5%), all of which consisted of Heroin. Additionally, one narcotics manufacturing factory identified by the National Police Agency was located in Miaoli County.

Compared to the previous year, the number of seized cases increased by 51 cases (71.8%), while the total quantity of narcotics confiscated rose by 3,956.3 kg (41.9%). Among the different

圖 2.8 114 年查獲毒品數量結構統計

Figure 2.8 2025 The Statistics of Narcotics Seized Structure



2,979.1 公斤或 1.1 倍；第四級毒品增加 2,310.8 公斤或 13.7 倍；第一級毒品增加 231.4 公斤或 2.3 倍；第三級毒品則減少 1,565.0 公斤或 24.6%。

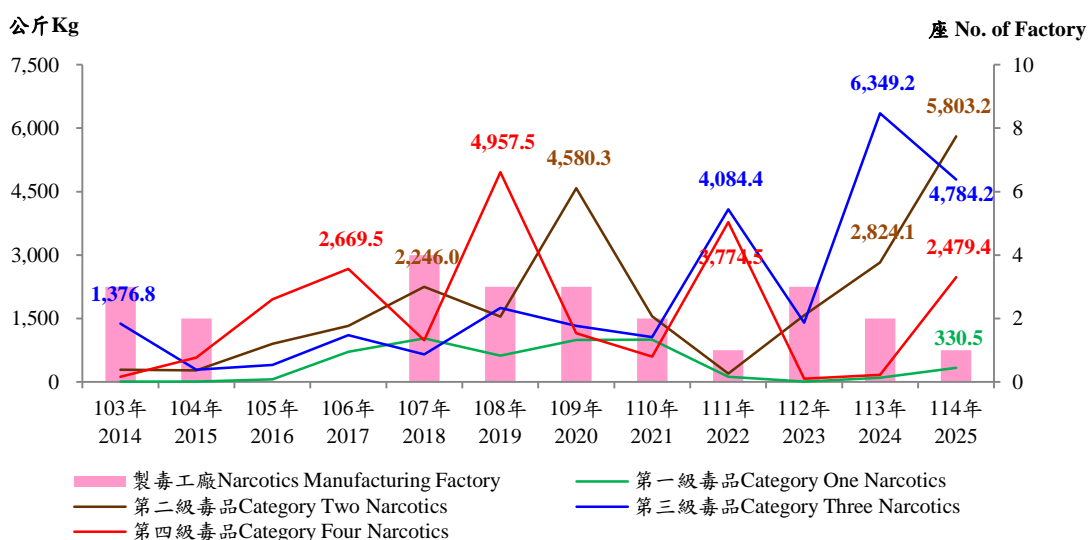
依查獲機關觀察，集中於偵防分署 114 件（占 93.4%）。另查獲區域以內陸為大宗，占 76.2%。若依查獲縣市（含隸屬海域）觀察毒品查獲量，於我國境內查獲，查獲量逾 1,000 公斤者，依序為基隆市（1,860.6 公斤）、新竹市（1,651.4 公斤）及嘉義縣（1,576.8 公斤），合占 38.0%。另在國際緝毒合作下，於境外查獲 4,528.3 公斤，占 33.8%。

narcotic categories, Category Two Narcotics increased by 2,979.1 kg (105.5%). Category Four Narcotics increased by 2,310.8 kg (1,370.2%), while Category One Narcotics grew by 231.4 kg (233.4%). Category Three Narcotics decreased by 1,565.0 kg (24.6%).

By seized sector in 2025, the Investigation Branch accounted for the majority of narcotics-related cases with 114 cases (93.4%). Regarding the areas where narcotics were seized, inland locations were the most prominent, comprising 76.2% of the total. When observing the seized quantities by county or city (including adjacent waters) within Taiwan, areas with seizures exceeding 1,000 kg included Keelung City (1,860.6 kg), Hsinchu City (1,651.4 kg), and Chiayi County (1,576.8 kg), collectively representing 38.0% of the total. Additionally, under international anti-narcotics cooperation, 4,528.3 kg of narcotics were seized outside Taiwan, accounting for 33.8% of the total.

圖 2.9 歷年查獲毒品統計

Figure 2.9 The Statistics of Narcotics Seized for Years



(三) 查獲私運農林漁畜產品及其他物品統計

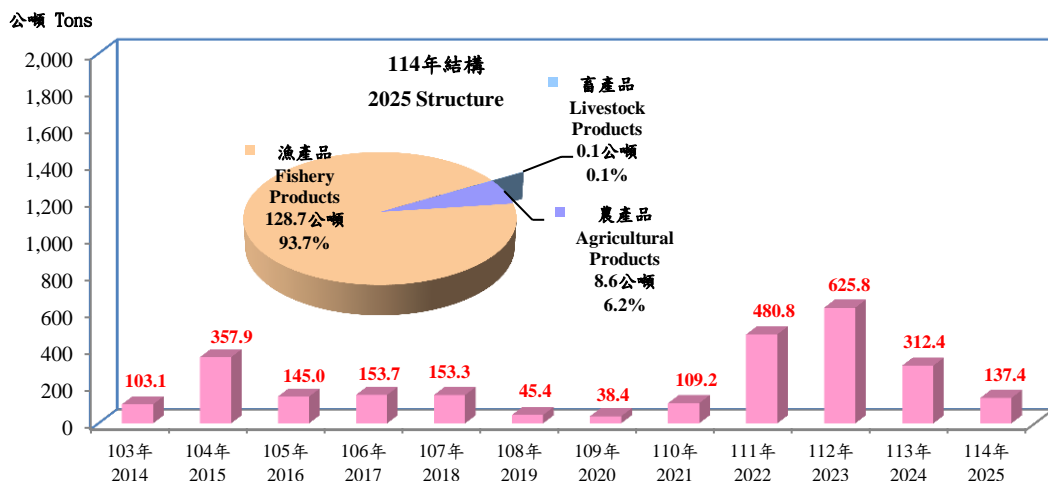
114 年查獲私運農林漁畜產品及其他物品 514 件，較上年減少 57 件或 10.0%。查獲機關以金馬澎分署查獲 359 件最多，占 69.8%；南部分署 52 件次之，占 10.1%；中部分署 43 件居第三，占 8.4%。查獲區域九成三集中於港口。另依走私來源地及來源管道觀察，若剔除不明地區及不明管道後，分以來自中國大陸 286 件及利用郵包走私 445 件為主。茲依查獲項目分述如下：

2.3 The Statistics of Smuggling Agricultural, Forestry, Fishery and Livestock Products and Other Goods Seized

In 2025, 514 cases involving the Seizure of Smuggling Agricultural, Forestry, Fishery, and Livestock Products And Other Goods were reported, marking a decrease of 57 cases (10.0%) compared to the previous year. By seized sector, the Kinmen-Matsu-Penghu Branch accounted for the highest number of cases, with 359 (69.8%), followed by the Southern Branch with 52 cases (10.1%) and the Central Branch with 43 cases (8.4%). In addition, according to the source of smuggling and the source of channels, it is observed that if unknown area and unknown channel were excluded, 286 cases from Mainland China and 445 cases smuggling by the parcel post were the major respectively. The analysis is described by seized items as follows:

圖 2.10 歷年查獲農林漁畜產品數量統計

Figure 2.10 The Statistics of Agricultural, Forestry, Fishery and Livestock Products Seized for Years



1. 農林漁畜產品

114 年查獲農林漁畜產品計 165 案、137.4 公噸，較上年減少 81 件、175.1 公噸。其中，漁產品查獲 128.7 公噸，減少 176.1 公噸，主要以查獲烏魚等漁貨為主；農產品查獲 8.6 公噸，增加 1.0 公噸，以走私蒜頭、落花生為主。另 114 年查獲走私活體動物 1,166 隻，以保育類禽鳥蛋為主，占 94.8%。

2. 其他私運物品

查獲其他私運物品含走私菸品、類菸品、酒及其他物品等。114 年查獲走私菸品計 4,211.6 千包，較上年減少 1,048.2 千包或 19.9%，其中，以查獲大陸菸品 1,665.0 千包居冠，占 39.5%，較上年增加 434.6 千包；外國菸品 1,637.5 千包次之，占 38.9%，較上年減少 628.9 千包；本國菸品 909.1 千包，占 21.6%，較上年減少 853.9 千包。若依查獲縣市(含隸屬海域)觀察，查獲前三大縣市依序為高雄市 2,272.7 千包、臺南市 384.5 千包、新北市 264.2 千包，合占 69.4%。

2.3.1 Agricultural, Forestry, Fishery and Livestock Products

In 2025, a total of 165 cases involving the Seizure of Smuggling Agricultural, Forestry, Fishery, and Livestock Products were reported, reflecting a decrease of 81 cases compared to the previous year. However, the total quantity seized decreased by 175.1 tons to 137.4 tons. Among the seized items, fishery products accounted for 128.7 tons, a decrease of 176.1 tons from the previous year, primarily consisting of mullet. Agricultural products totaled 8.6 tons, showing an increase of 1.0 tons, with Garlic bulbs and Peanuts being the primary item seized. In 2025, a total of 1,166 smuggling live animals were seized. Among these, conserved bird eggs accounted for the largest proportion at 94.8%.

2.3.2 Other Smuggling Goods

Other smuggled goods included tobacco products, imitation tobacco products, alcohol, and various other items. A total of 4,211,636 packs of smuggled tobacco products were seized, reflecting a decrease of 1,048,187 packs (19.9%) compared to the previous year. Among them, Chinese tobacco products accounted for the largest share, with 1,665,045 packs seized (39.5%), a addition of 434,588 packs. Foreign tobacco products ranked second, with 1,637,510 packs seized (38.9%), a decrease of 628,882 packs. Domestic tobacco products accounted for 909,081 packs (21.6%), showing a decline of 853,893 packs compared to the previous year. By county or city (including adjacent waters), 2,272,677 packs of smuggled tobacco products were seized in Kaohsiung City, followed by 384,500 packs in Tainan City and 264,216 packs in New Taipei City, collectively accounting for 69.4% of the total.

114 年查獲類菸品 1,631.2 公升，較上年增加 1,629.2 公升，均為電子菸。查獲縣市以新北市 1,625.6 公升為大宗，占 99.7%。

114 年查獲走私酒 48 公升，較上年減少 88 公升或 64.7%，均為金門縣查獲之大陸酒。

In 2025, 1,631.2 liters of imitation tobacco products were seized, representing an increase of 1,629.2 liters compared to the previous year; all of the seized items were e-cigarettes. New Taipei City accounted for the majority of these seizures with 1,625.6 liters, representing 99.7% of the total volume.

In terms of smuggled alcohol, the total volume seized in 2025 was 48 liters, a decrease of 88 liters (64.7%) from the previous year. All seized alcohol originated from China and was concentrated in Kinmen County.

(四) 查獲非法入出國統計

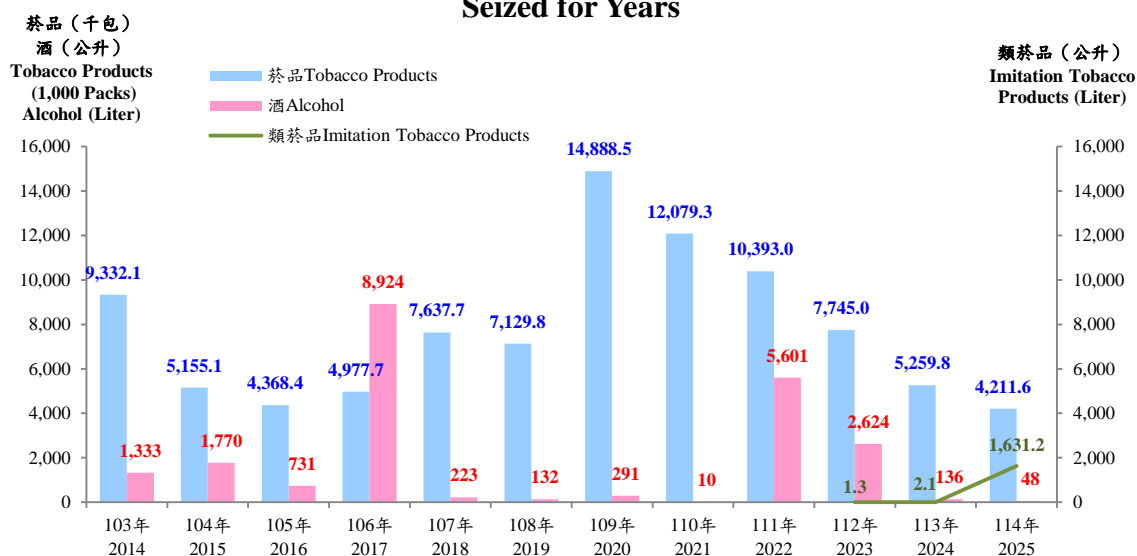
114 年查獲非法入出國 32 件，嫌犯 18 人、偷渡犯 72 人，分別較上年增加 6 件、1 人及 14 人。偷渡犯中以外國籍 40 人（全屬越南籍）居首，占 55.6%，較上年增加 9 人；大陸籍 23 人次之，占 31.9%，增加 16 人；本國籍 9 人再次之，占 12.5%，減少 11 人。

2.4 The Statistics of Illegal Entry/Exit Seized

In 2025, there were 32 cases of Illegal Entry/Exit Seizures, involving 18 suspects and 72 stowaways. Compared to the previous year, the number of cases increased by 6, suspect by 1, and stowaways by 14. Among the stowaways, the majority were foreigners, totaling 40 individuals (all of Vietnamese nationality), accounting for 55.6%, with an increase of 9 individuals. Chinese nationals ranked second, with 23 individuals (31.9%), reflecting an increase of 16. Natives came third, with 9 individuals (12.5%), marking a decrease of 11.

圖 2.11 歷年查獲菸品、類菸品及酒數量統計

Figure 2.11 The Statistics of Tobacco Products, Imitation Tobacco Products and Alcohol Seized for Years



說明：配合 112 年 3 月 22 日「菸害防制法」修正實施，故「類菸品」自 112 年 3 月起統計。

依查獲機關觀察，依序分別為艦隊分署 14 件（占 43.8%）、偵防分署 12 件（37.5%）、金馬澎分署 4 件（12.5%）及北部分署 2 件（6.3%）。

另依查獲區域與查獲縣市（含隸屬海域）交叉分析，以海域查獲 13 件居首，其中又以金門縣（5 件）及連江縣（3 件）居前二位；內陸查獲 12 件次之，以高雄市（3 件）及嘉義市（2 件）為最多。

（五）查獲人口販運統計

114 年查獲人口販運 2 件，與上年同、嫌犯 6 人，較上年減少 3 人。救護被害人 5 人，與上年同，其中遭勞力剝削者 3 人（全屬越南籍男性），遭性剝削者 2 人（全屬本國籍女性）。查獲處理區域與縣市，則分於宜蘭縣岸際及嘉義市內陸查獲。

By seized sector, the Fleet Branch accounted for the majority of cases, with 14 seizures (43.8%). This was followed by the Investigation Branch with 12 cases (37.5%), the Kinmen-Matsu-Penghu Branch with 4 cases (12.5%), and the Northern Branch with 2 cases (6.3%).

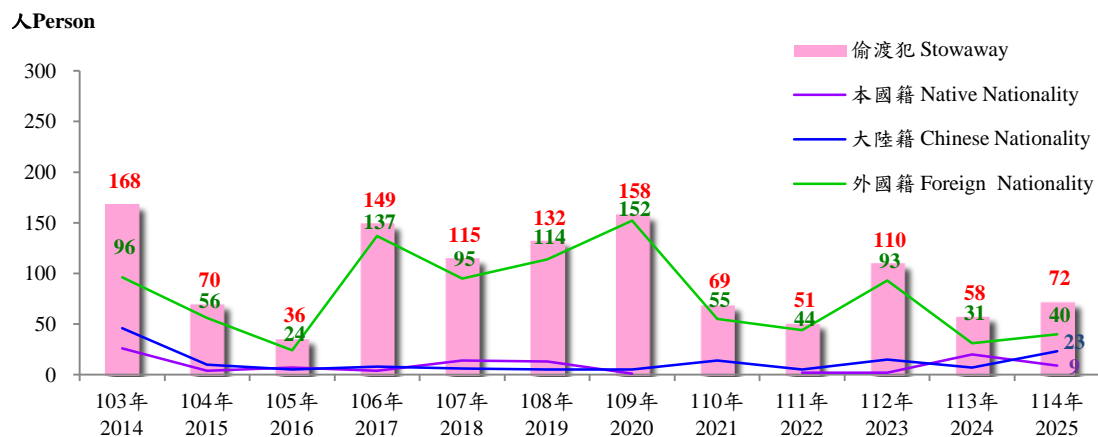
In a cross-analysis of seized areas and county or city (including adjacent waters) data, the coast accounted for the highest number of cases, with 13 cases. Among these, Kinmen County ranked first with 5 cases, followed by Lienchiang County with 3 cases. Inland areas ranked second with 12 cases, most of which were in Kaohsiung City (3 cases) and Chiayi City (2 cases).

2.5 The Statistics of Human Trafficking Seized

In 2025, there were 2 cases of Human Trafficking Seized, which remained unchanged from the previous year. A total of 6 suspects were involved, a decrease of 3 compared to the previous year. 5 victims were rescued, the same number as last year. Among them, 3 were victims of labor exploitation (all Vietnamese males), and 2 were victims of sexual exploitation (all native females). These cases were discovered in the coastal areas of Yilan County and the inland areas of Chiayi City.

圖 2.12 歷年查獲偷渡犯人數統計

Figure 2.12 The Statistics of Stowaways Seized for Years



(六) 查獲經濟犯罪之專案工作統計

本署查獲經濟犯罪之專案工作包括查獲偽鈔、查獲仿冒盜版、查獲違反洗錢防制法及查獲偽劣禁藥等 4 種案件型態。114 年查獲經濟犯罪之專案工作 10 件，較上年增加 10 件。若依案件型態觀察，以查獲偽劣禁藥案件 9 件為大宗，占 90.0%；另違反洗錢防制法案件 1 件，係國人攜帶超額美金入境案。

2.6 The Statistics of Projects about Economic Crimes Seized

The CGA projects on economic crimes included four categories: Seizure of Counterfeit Currency Cases, Seizure of Counterfeits and Piracy Cases, Seizure of Violations of the Money Laundering Control Act, and Seizure of Counterfeit, Substandard, and Banned Drugs. In 2025, there were 10 cases of Seizure of Projects about Economic Crimes, representing an increase of 10 cases compared to the previous year. By seized category, the most reported cases were 9 involving the Seizure of Counterfeit, Substandard and Banned Drugs (90.0%). In addition, there was 1 case of violation of the Money Laundering Control Act, involving a national carrying an excessive amount of USD upon entry.

(七) 取締非法越區捕魚統計

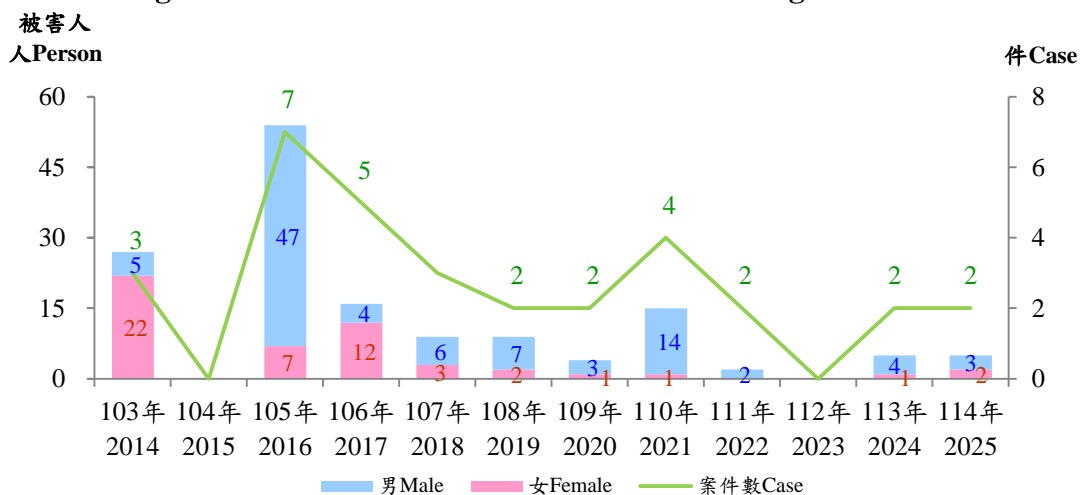
114 年本署針對西北、東沙及金馬澎等重點海域，透過超前部署及彈性勤務調度，提升查緝大陸籍及外國籍漁船越界捕魚成效，並適時實施擴大取締，運用各項執法手段嚴格執法，以有效遏阻違規越界作業船舶，確保漁民作業權益及安全。

2.7 The Statistics of Banning about Illegal Trespass Fishing

In 2025, the Administration focused on key maritime areas such as the Northwest, Dongsha, Kinmen, Matsu, and Penghu. Through proactive deployment and flexible duty scheduling, the effectiveness of intercepting Mainland Chinese and foreign fishing vessels involved in illegal entry and fishing was improved. By conducting timely large-scale enforcement operations and strictly applying various legal measures, the Administration effectively deterred encroaching vessels, ensuring the rights and safety of our fishermen's operations.

圖 2.13 歷年查獲人口販運統計

Figure 2.13 The Statistics of Human Trafficking Seized for Years



114 年取締非法越區捕魚計 318 件、960 艘，其中，扣留船隻 16 艘，以大陸籍漁船 15 艘為主，外國籍漁船僅越南籍 1 艘；驅離船隻 944 艘中，大陸籍漁船 907 艘，占 96.1%，外國籍漁船 37 艘，占 3.9%，其中越南籍 34 艘、印尼籍 3 艘。與上年比較，取締非法越區捕魚案件數減少 165 件、船隻減少 245 艘，其中，扣留船隻及驅離船隻分別增加 7 艘及減少 252 艘。

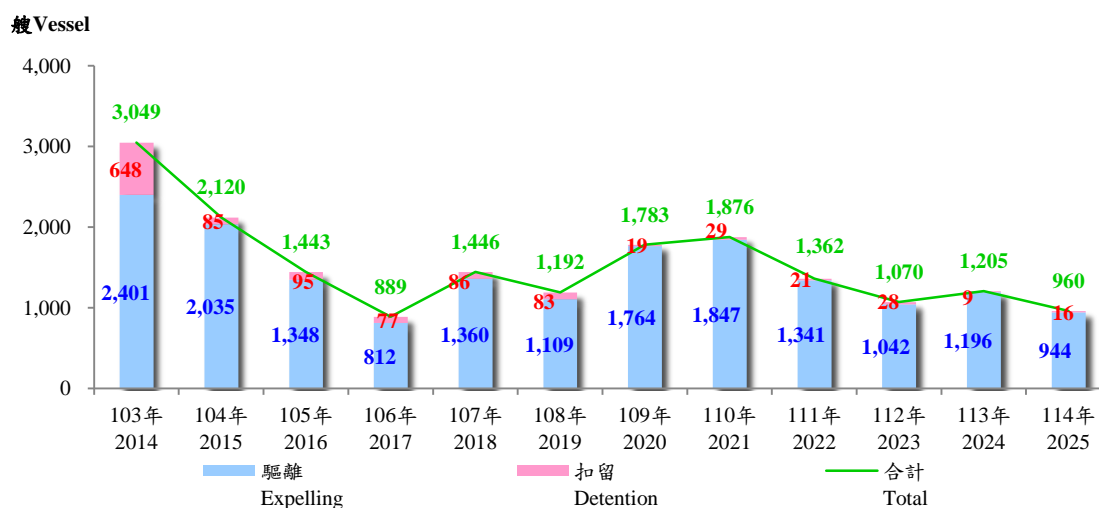
若就查獲縣市（含隸屬海域）觀察，扣留船隻中，主要集中於隸屬高雄市之東沙海域（8 艘）及金門縣（5 艘），合計占 81.3%。驅離船隻中，逾百艘大陸籍者，依序為澎湖縣（227 艘）、新北市（142 艘）、桃園市及高雄市（各 119 艘），合計占大陸籍船數 66.9%；至外國籍則皆在澎湖縣（21 艘）及隸屬高雄市之東、南沙海域（合計 16 艘）。

In 2025, a total of 960 vessels were seized across 318 cases involving Banning about Illegal Trespass Fishing. Among the 16 detained vessels, 15 were Chinese nationality as the most and only 1 foreign vessel which was Vietnamese nationality. Among the 944 expelled vessels, 907 were Chinese (96.1%), while 37 were foreign vessels (3.9%), including 34 Vietnamese-flagged vessels and 3 Indonesian-flagged vessels. Compared to the previous year, 165 reduced cases of Banning about Illegal Trespass Fishing were reported, and 245 less vessels were banned. However, the number of detention vessels increased by 7, while the number of expelled vessels decreased by 252.

By county or city (including adjacent waters) in 2025, Detention Vessels were primarily banned in Dongsha sea areas of Kaohsiung City (8 vessels) and Kinmen County (5 vessels), together accounting for 81.3%. Regarding the expelling of Chinese vessels, areas with more than 100 vessels expelled included Penghu County (227 vessels), New Taipei City (142 vessels), Taoyuan City and Kaohsiung City (119 vessels each), collectively making up 66.9%. All expelled vessels of foreign nationality were located in Penghu County (21 vessels) and the Dongsha and Nansha sea areas of Kaohsiung City (total of 16 vessels).

圖 2.14 歷年取締非法越區捕魚船隻數統計

Figure 2.14 The Statistics of Banning about Illegal Trespass Fishing of Vessels for Years



(八) 維護海域海岸資源統計

114 年維護海域海岸資源 700 件、查獲嫌犯 218 人，與上年比較，分別減少 19 件、增加 25 人。若加計跨類別案件統計，案件數合計 703 件，亦較上年減少 17 件。

若依案件型態觀察，以處理保育類野生動物屍體 267 件為大宗，占 38.0%；餘依序為拯救保育類野生動物 145 件（占 20.6%）、非法捕魚 121 件（17.2%）、其他維護海域海岸資源統計 106 件（15.1%）、處理海洋（岸）污染 60 件（8.5%）及捕殺販售保育類野生動物 4 件（0.6%）。

依查獲機關觀察，以北部分署查獲 172 件居冠，占 24.6%、艦隊分署 125 件次之，占 17.9%、金馬澎分署

2.8 The Statistics of Maintaining Marine and Coastal Resources

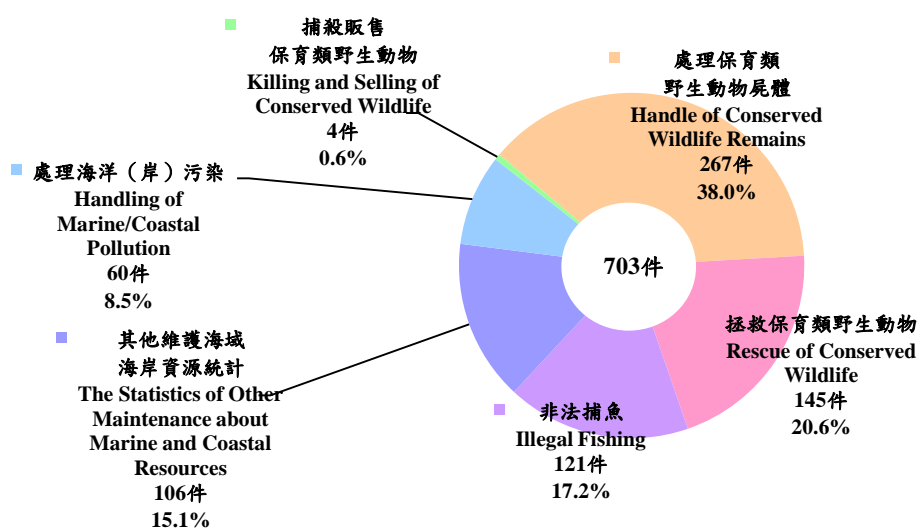
In 2025, a total of 218 suspects were apprehended in 700 cases related to Maintaining Marine and Coastal Resources. This represents a decrease of 19 cases but an increase 25 suspects compared to the previous year. When including cross-category cases, the total number of cases reached 703, also reflecting a decrease of 17 cases compared to the prior year.

By seized category in 2025, the most reported cases were 267 involving the Handle of Conserved Wildlife Remains, accounting for 38.0% of the total. This was followed by 145 cases of Rescue of Conserved Wildlife (20.6%), 121 cases of the Illegal Fishing (17.2%), 106 cases of the Statistic of Other Maintenance about Marine and Coastal Resources (15.1%), 60 cases of Handling of Marine/Coastal Pollution (8.5%), and 4 cases of Killing and Selling of Conserved Wildlife (0.6%).

By seized sector in 2025, the Northern Branch handled the highest number of cases, with 172 (24.6%), followed by the Fleet Branch with 125 cases (17.9%), and the Kinmen-Matsu-Penghu

圖 2.15 114 年維護海域海岸資源統計

Figure 2.15 2025 The Statistics of Maintaining Marine and Coastal Resources



123 件居第三，占 17.6%。另查獲區域以岸際占 44.6%、海域占 30.0%、港口占 24.7%居前三名。查獲縣市（含隸屬海域）中，以宜蘭縣 105 件居冠，案件類型以拯救保育類野生動物為主；臺東縣 92 件及澎湖縣 65 件分居第二、三位，均以處理保育類野生動物屍體案件為主。

（九）災難救護及服務工作統計

114 年執行災難救護及服務工作計 1,279 件，包含救難、救生、其他災難救護及服務工作等 3 類，其中「救難」係船舶因天災、機器故障、碰撞、漏水、擱淺、失火或絞擺等原因致船舶、船員、旅客遭難有立即性危險，由本署派遣人、船、航空器或機具設備參與救援行動者。「救生」係指因人員落水或因從事有關水上作業、活動而受傷、生病，有致命之危險，由本署參與救援行動者。「其他災難救護及服務工作」則指由本署處理非屬救難、救生之其他災難救護及為民服務等工作，包含處理（打撈）大體、處理海事糾紛案件、遇險船舶戒護服務、外離島緊急傷病醫療後送服務、旅客疏運及物資救援服務、岸際急難事件救援服務、海（水）上活動安全維護服務及其他等服務工作。茲分述如下：

Branch with 123 cases (17.6%). In terms of seized areas, the majority occurred along the coast (44.6%), followed by incidents at sea (30.0%) and at ports (24.7%). By county or city (including adjacent waters) in 2025, Yilan County reported the highest number of seized cases, totaling 105, with the Rescue of Conserved Wildlife being the primary focus. Taitung County ranked second with 92 cases and Penghu County ranked third with 65 cases, where the Handle of Conserved Wildlife Remains was primary activity.

2.9 The Statistics of Disaster Rescues and Service Works

In 2025, CGA reported 1,279 cases of Disaster Rescues and Service Works, categorized into three main types: Rescue, LifeSaving, and Other Disaster Rescues and Service Works. The category "Rescue" pertains to operations involving vessels, crew, or passengers facing immediate danger due to incidents such as casualties, engine breakdowns, collisions, leakages, groundings, fires, or propeller twists. For these cases, CGA dispatched personnel, ships, aircraft, or specialized machinery to conduct rescue operations. "LifeSaving," on the other hand, focuses on individuals at fatal risk, such as those who fell into the water, sustained injuries, or became ill while engaging in water-related activities or behaviors. In these situations, the CGA actively participated in rescue efforts. "Other Disaster Rescues and Service Works" encompass activities that do not fall under the categories of Rescue or Lifesaving. These include: Handling (Salvage) of Corpses, Handling of Maritime Disputes, Guard Services of Vessel in Distress, Medical Evacuation Services of Emergent Injured and Patients in Outlying Islands and Offshore Islands, Passenger Transportation Managements and Material Relief Services, Rescue Services of Coastal Emergency, Safety Maintenances of Maritime Activities (Water Sports), and Others service works. They are detailed as follows:

1.救難統計

114 年救難案件 68 件、救難船舶 68 艘、救難人數 347 人，分別較上年減少 16 件、22 艘及增加 10 人。若依事故處理區域觀察，依序發生於海域、港口及岸際，其中，海域救難案件 46 件（占 67.6%），救難船舶 46 艘，救難人數 244 人，較上年減少 2 件、2 艘及增加 6 人；港口 16 件（23.5%）、16 艘及 92 人，則較上年減少 3 件、9 艘及增加 60 人。岸際 6 件（8.8%）、6 艘、11 人，則較上年減少 9 件、9 艘及 52 人。

114 年救難船舶種類以漁業用之漁船、漁筏及舢舨合計 53 艘居多，占 77.9%。船舶事故原因以機器故障最多，占 29.4%，失火居次，占 23.5%，擱淺、其他再次之，分占 14.7

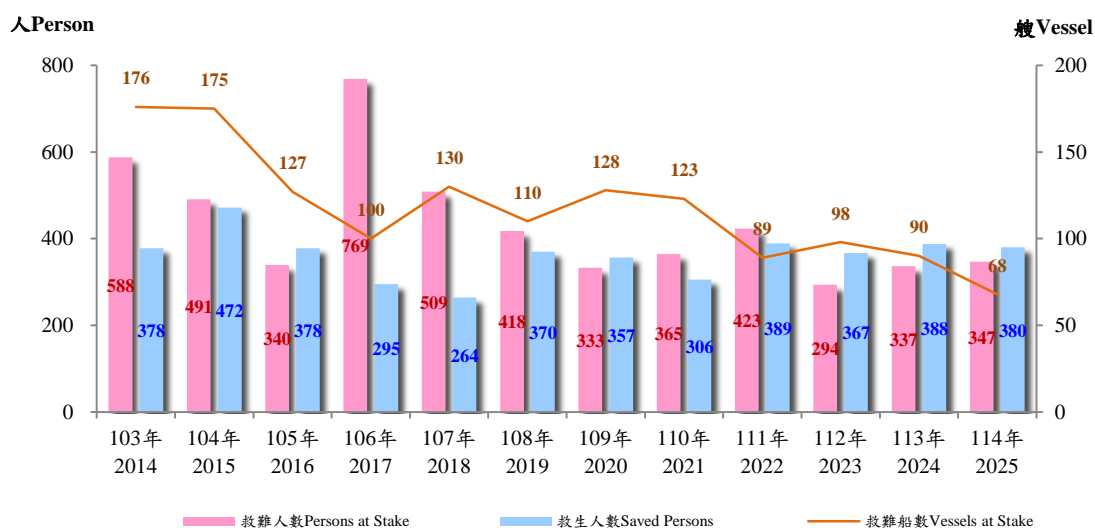
2.9.1 Rescue Statistics

In 2025, 68 rescue cases were reported, involving 68 vessels and 347 persons at stake. Compared to the previous year, the number of cases decreased by 16, vessels by 22, while the number of persons at stake increased by 10. By incident handling areas in 2025, most cases occurred at sea, with 46 rescue cases (67.6%), involving 46 vessels and 244 persons. Compared to the previous year, the number of cases decreased by 2, vessels by 2, while the number of persons at stake increased by 6. At ports, there were 16 cases (23.5%) involving 16 vessels and 92 persons, reflecting a decrease of 3 cases and 9 vessels but an increase of 60 persons. Along the coast, 6 cases (8.8%) were recorded, involving 6 vessels and 11 persons, showing a decrease of 9 cases, 9 vessels, and 52 persons compared to the previous year.

In 2025, a total of 53 fishing vessels were at stake, with the majority consisting of fishing vessels, rafts, and sampans, accounting for 77.9%. The leading cause of marine incidents was engine breakdowns, which accounted for 29.4%, followed by fire at 23.5%, grounding incidents and others at 14.7% each. Regarding

圖 2.16 歷年救難、救生統計

Figure 2.16 The Statistics of Rescues and LifeSaving for Years



。另救難人員獲救情形，獲救者占 94.8%，死亡者及失蹤者分占 2.9%、2.3%。

rescue outcomes, 94.8% of individuals at stake were successfully rescued, while 2.9% were reported dead and 2.3% were missing.

2. 救生統計

2.9.2 Life Saving Statistics

114 年救生案件 273 件，救生人數 380 人，分別較上年減少 15 件、8 人。若依事故處理區域觀察，依序發生於海域（占 39.9%）、岸際（32.6%）、港口（22.7%）及河道（4.8%）。事故處理縣市（含隸屬海域）中，案件逾 20 件以上者，依序為高雄市、新北市、屏東縣、及基隆市，合占 45.8%。

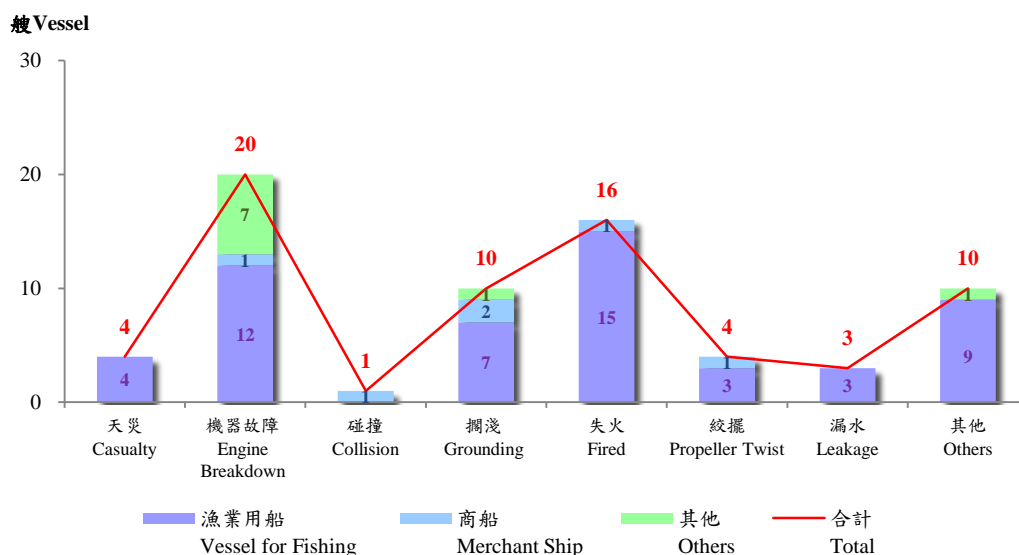
In 2025, there were 273 lifesaving cases, involving a total of 380 rescued individuals. Compared to the previous year, this represented a decrease of 15 cases and 8 saved persons. By incident location, cases were distributed as follows: 39.9% occurred at sea, 32.6% along the coast, 22.7% in ports, and 4.8% in waterways. Among counties and cities (including adjacent waters) with more than 20 cases, Kaohsiung City, New Taipei City, Pingtung County, and Keelung City ranked highest, collectively accounting for 45.8% of the total.

114 年救生人員事故原因以進行水上休閒活動發生意外落水者 199 人為大宗，占 52.4%。另救生人數中，獲救者占 73.7%，死亡者及失蹤者則分占 20.0% 及 6.3%。

Among the causes of lifesaving accidents in 2025, Accidents Happened in Water Recreation was the leading category, involving 199 saved individuals and accounting for 52.4% of the total. Additionally, rescued individuals constituted 73.7% of the total saved persons, while fatalities accounted for 20.0%, and missing persons made up 6.3%.

圖 2.17 114 年遭難船舶事故原因統計

Figure 2.17 2025 The Causes of Vessel at Stake Statistics



3.其他災難救護及服務工作統計

114年其他災難救護及服務工作計955件，較上年減少56件；服務人數169,303人，較上年增加71,069人，主因岸際活動安全維護服務人數增加88,751人所致。另依處理機關觀察，處理案件數以艦隊分署292件最多，占30.6%。查處縣市（含隸屬海域）中，以臺東縣136件居首，新北市124件次之，宜蘭縣90件再次之。

若加計跨類別案件統計，114年其他災難救護及服務工作合計973件，其中案件數達百件以上者，依序為其他、遇險船舶戒護服務及岸際急難事件救援服務，合占74.1%。

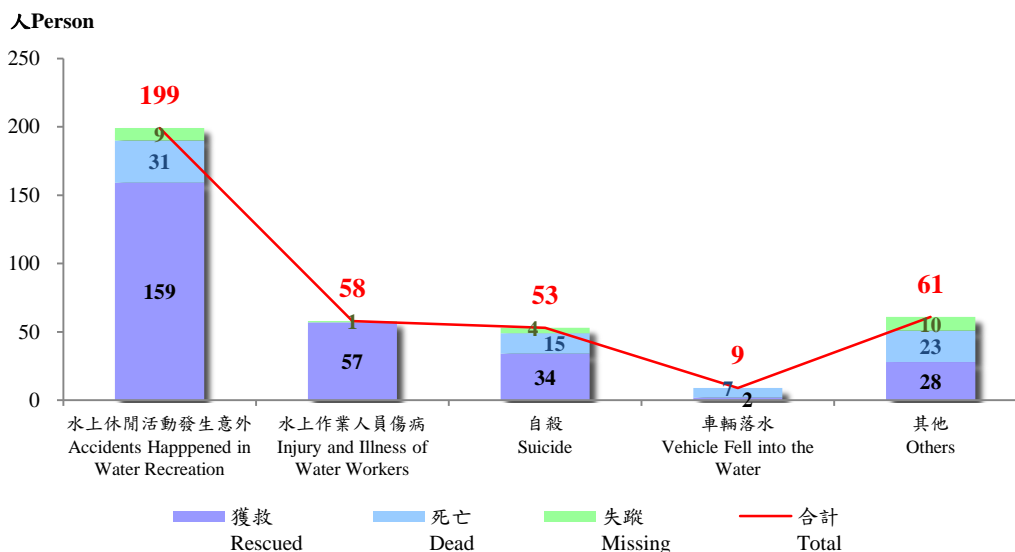
2.9.3 Other Disaster Rescues and Service Works Statistics

In 2025, there were 955 cases of Other Disaster Rescues and Service Works, involving 169,303 individuals. Compared to the previous year, this represented a decrease of 56 cases but an increase of 71,069 individuals. This rise was primarily attributed to Safety Maintenance of Coast Activities, which showed an increase of 88,751 individuals. By sector, the Fleet Branch handled the highest number of cases in 2025, totaling 292, which accounted for 30.6% of all cases. Among the counties and cities (including adjacent waters), Taitung County had the highest number of cases handled, with 136 cases. This was followed by New Taipei City, each with 124 cases, and Yilan County, which recorded 90 cases.

In 2025, there were 973 cross-category cases classified as Other Disaster Rescues and Service Works. Among these, categories with more than 100 cases included Others, Guard Services of Vessels in Distress, and Rescue Services of Coastal Emergencies, these accounted for 74.1% of the total.

圖 2.18 114年救生人員事故原因統計

Figure 2.18 2025 The Causes of LifeSaving accident Statistics



(十) 其他海巡績效統計

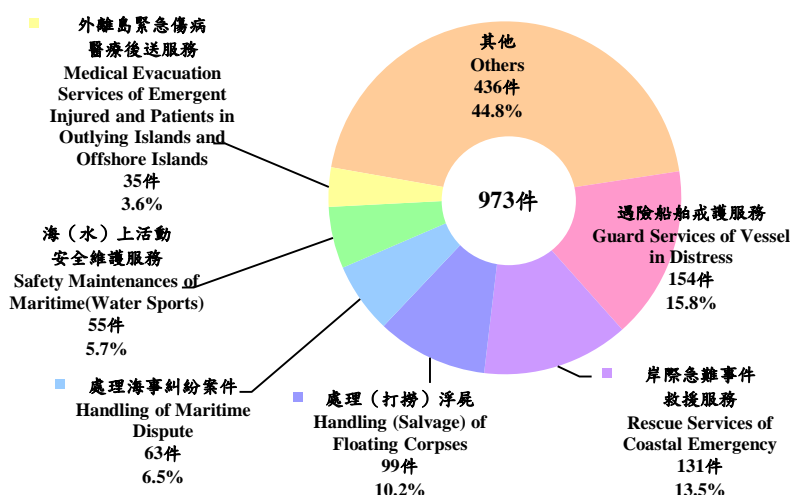
114 年其他海巡績效案件 2,050 件，較上年減少 688 件或 25.1%，主因處理違反船舶及漁業管理案件減少 670 件影響所致。若以查獲處理機關觀察，以艦隊分署 1,129 件最多，占 55.1%，主要以執行護漁及經濟海域巡護作業、特殊突發性海域重大專案之處理專案勤務案件（555 件）及取締越界非捕魚船舶、查獲失聯移工之其他案件（550 件）為主；南部分署 335 件次之，占 16.3%，以處理違反船舶及漁業管理案件（273 件）為主；中部分署 228 件再次之，占 11.1%，以處理違反船舶及漁業管理案件（109 件）及安檢發現境管人士、查獲失聯移工之其他案件（107 件）為大宗。

2.10 The Statistics of Other Business Performance

In 2025, there were a total of 2,050 cases classified as Other Business Performance. This represented a decrease of 688 cases (25.1%) compared to the previous year. This reduction was primarily attributed to Dealing with Violations of Vessel and Fishery Management, which showed a decrease of 670 cases. By handled sector, the Fleet Branch recorded the highest number of cases, with 1,129 cases, accounting for 55.1%. Among these, the primary categories included 'Respond to Incidents while Conducting Operations or Carrying Out Projects' (555 cases), which encompassed Fishing Rights Protection, and Exclusive Economic Zone Patrol, and Unexpected Emergencies at Sea. This was followed by the 'Others' category (550 cases), primarily consisting of Banning Trespass Non-Fishing Vessels and Seizure of Undocumented Migrant Workers. The Southern Branch ranked second with 335 cases (16.3%), with Dealing with Violation of Vessel and Fishery Management Cases (273 cases) was the major. The Central Branch seized 228 cases, accounting for 11.1%, among which the most reported cases were Dealing with Violation of Vessel and Fishery Management Cases (109 cases), and the Others cases such as Entry Management Found by Security Inspection and Seizure of Undocumented Migrant Workers (107 cases).

圖 2.19 114 年其他災難及服務工作案件結構

Figure 2.19 2025 Structure of Other Disaster Rescues and Service Works



若加計跨類別案件統計，114 年其他海巡績效合計 2,074 件中，以其他案件 796 件(含取締越界非捕魚船舶 324 件、查獲失聯移工 211 件、安檢發現境管人士 104 件)最多，占 38.4%；處理違反船舶及漁業管理案件 576 件次之，占 27.8%；處理專案勤務案件 556 件(含護漁及經濟海域巡護作業 377 件)居第三，占 26.8%。

For additional cross-category case statistics, among the total 2,074 cases classified under Other Business Performance in 2025, the top three categories were: Others was the most significant category, totaling 796 cases (including 324 cases of Banning Trespass Non-Fishing Vessels, 211 cases of Seizure of Undocumented Migrant Workers, and 104 cases of Entry Management Found by Security Inspection), accounting for 38.4% of all cases. The second-largest category, Dealing with Violations of Vessel and Fishery Management Cases, comprised 576 cases (27.8%). The third category, Responding to Incidents while Conducting Operations or Carrying Out Projects, comprised 556 cases (including 377 cases of Fishing Rights Protection and Exclusive Economic Zone Patrol), accounting for 26.8%.

圖 2.20 其他績效案件統計

Figure 2.20 The Statistics of Other Business Performance

